

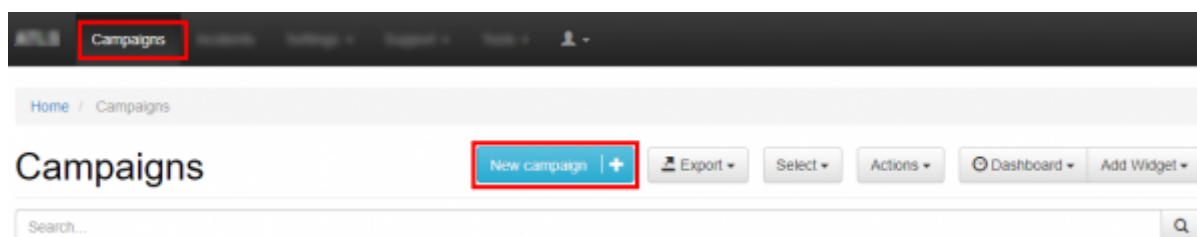
Creating an awareness campaign without a phishing simulation

Users access e-learning in order to receive awareness training with no attack scenario involved. Awareness only campaign, like any other campaign type, can be created:

1. Using the Campaign Wizard
2. Using the Expert Setup

Campaign Wizard

In LUCY you can create your first phishing campaign by pressing the button **New Campaign**. This will start [Campaign Wizard](#):



When the campaign wizard menu appears please choose **Educate Employees** type of the campaign:

Campaign Wizard: Type

1. Type

2. Campaign

3. Training Template

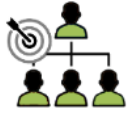



4. Training Settings

5. Recipients

6. Review

7. Finish

Please choose a campaign type you would like to use.

| Type | Description |
|---|--|
|  Attack Simulation | With an attack simulation (phishing, malware, smishing, USB attacks, etc.) you can test whether your employees are really familiar with the dangers of the Internet. Fractal Cats TM provides a "safe learning environment" where employees can experience what real attacks would feel like. |
|  Educate Employees | Close knowledge gaps with Fractal Cats TM's E-Learning. Fractal Cats TM offers more than 200 interactive, web-based training modules (videos, tests, quizzes, games, etc.) on various security topics that can be provided to employees based on the results of the attack simulations or independently of them. |
|  Infrastructure Tests | Find out what kind of dangerous file types can get to the employee's Inbox, what can be downloaded and how big the risk is, if such a file is actually executed. Test the local windows security settings, the risks associated with downloads and the security of your mail infrastructure-tests-types. |
|  Human Firewall | Turn your employees into human firewalls. The Fractal Cats TM mail plugin for GMail, Outlook & Office 365 actively integrates your employees into detection of and fight against cyber-attacks. Suspicious e-mails can be reported with just one click and removed from the Inbox. In the Fractal Cats TM environment the e-mails then analyzed and evaluated. |

Skip the wizard and enable expert setup

Next >

Within the next few menus, you will be able to configure basic settings and choose a training template for your campaign. More in [this](#) article.

Expert Setup

One may select **Expert Setup** (Manual Configuration) by simply choose the **Skip the wizard and enable the expert** setup option at the bottom of the Campaign Wizard window:

Campaign Wizard: Type ✕ Close

1. Type

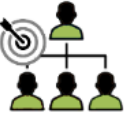



2. Campaign

3. Recipients

4. Review

5. Finish

Please choose a campaign type you would like to use.

| Type | Description |
|--|--|
|  Attack Simulation | With an attack simulation (phishing, malware, smishing, USB attacks, etc.) you can test whether your employees are really familiar with the dangers of the Internet. LUCY provides a "safe learning environment" where employees can experience what real attacks would feel like. |
|  Educate Employees | Close knowledge gaps with Lucy's E-Learning. LUCY offers more than 200 interactive, web-based training modules (videos, tests, quizzes, games, etc.) on various security topics that can be provided to employees based on the results of the attack simulations or independently of them. |
|  Infrastructure Tests | Find out what kind of dangerous file types can get to the employee's Inbox, what can be downloaded and how big the risk is, if such a file is actually executed. Test the local windows security settings, the risks associated with downloads and the security of your mail infrastructure-tests-types. |
|  Human Firewall | Turn your employees into human firewalls. The LUCY mail plugin for GMail, Outlook & Office 365 actively integrates your employees into detection of and fight against cyber attacks. Suspicious e-mails can be reported with just one click. |

Skip the wizard and enable expert setup Next >

After the campaign **Base Settings** are configured, kindly proceed to the **Awareness Settings** left menu tab and click the **+ New Awareness** button:

E-learning (...)

Campaign Status: Not Started

Export

+ New Awareness

Results

Search...

Q

No awareness.

Summary

Statistics

Reports

Exports

Automated Export

Configuration

Base Settings

Awareness Settings

Attack Settings

Schedule

Recipients

Group mappings

When you create a campaign and associate a group to it, you will see a dropdown menu that allows you to map the group with the according campaign type. You have 3 options:

- Awareness only
- Attack only
- Attack & Awareness

If you add a group and choose the mapping "awareness", then the users from this group will only get the mail with the awareness content delivered:

Home / Campaigns / Phishing & elearning / Recipients / Add Group

Phishing &... Campaign Status: Not Started ▶

Results

Group: testGroupName

Search: Search by recipient name, email, phone, staff type, location, d [Search] [Reset]

| <input checked="" type="checkbox"/> | E-mail/Phone | Name | Language | Staff | Location | Division | Comment | Last Tested |
|-------------------------------------|------------------------------|----------|----------|-------|----------|----------|---------|-------------|
| <input checked="" type="checkbox"/> | amazing88005553535@gmail.com | testigor | N/A | N/A | N/A | N/A | N/A | 27.01.2018 |
| <input checked="" type="checkbox"/> | amazing88005553535@gmail.com | lgoryan | N/A | N/A | N/A | N/A | N/A | 27.01.2018 |

Configuration

Base Settings

Awareness Settings

Schedule

Recipients

Advanced Settings

Mapping: Awareness

☐ Distribute users over selected scenarios.

Scenarios

☐ Select All

☒ Test (Web Based)

[Save]

Multiple awareness scenarios in awareness-only campaign

Starting from Lucy 4.8 several training scenarios can be added to an awareness-only campaign. In this case, scenarios are bound to **Awareness Groups** that later also are bound to recipient groups that will receive awareness scenarios. **Awareness Groups** are also used by **Scheduler** to build rules for different scenarios. **Awareness Groups** are managed under **Awareness Settings** → **Awareness Groups**. In order to create new group simply enter the unique name and click **Add**.

Add Awareness Group

testGroup Add

Search...

Awareness Group

Default Group

« 1 » 10

Awareness groups allows to group a pack of awareness by Risk Level. In case if it is necessary to send out several trainings to Risk level 0, please create an awareness group per awareness scenario, bound each scenario to a group.

To add another scenario to the awareness-only campaign proceed to **Awareness Settings** and click **+New Awareness**. Inside Scenario settings choose **Awareness Groups** and bind the scenario to an awareness group that you created or a default one.

Avoid & Rec...

Campaign Status: Stopped

Base Settings
Website
SSL Settings
Message
Mail Settings
Awareness Groups

Bind Awareness Group

Default Group Bind

Search...

| Scenario | Risk Level |
|-----------|------------|
| testGroup | 0 |

« 1 » 10

As a result, you should have all the scenarios bound to awareness groups. Now it's time to bound recipients to **Awareness Groups**. Under Recipients, delete all existing groups and add a new one. Check **Awareness Groups** that recipients should receive scenarios from. Hit **Save**.

Group:

Search:

| <input checked="" type="checkbox"/> | Email/Phone | Full Name | Language | Staff | Location | Division | Comment |
|-------------------------------------|--|-----------|-----------|-------|----------|----------|---------|
| <input checked="" type="checkbox"/> | greg@lucysecurity.com | Greg | N/A | N/A | N/A | N/A | N/A |
| <input checked="" type="checkbox"/> | kate@lucysecurity.com | Kate | Afrikaans | N/A | N/A | N/A | N/A |

Mapping:

☐ Distribute users over selected scenarios.

Scenarios

- ☒ Select All
- ☒ TestGroup (Awareness Only)
- ☒ Default Group (Awareness Only)

Now the campaign can be started. Awareness scenarios will be sent to the recipient groups bound to according **Awareness Groups**. Please note that **Scheduler** now is also capable of building rules for multiple awareness scenarios - [separate_scheduling_for_multiple_awareness_scenarios_in_awareness-only_campaign](#).

From:
<https://wiki.lucysecurity.com/> - LUCY

Permanent link:
https://wiki.lucysecurity.com/doku.php?id=create_an_awareness_only_campaign_no_phishing

Last update: 2021/08/13 08:25

