

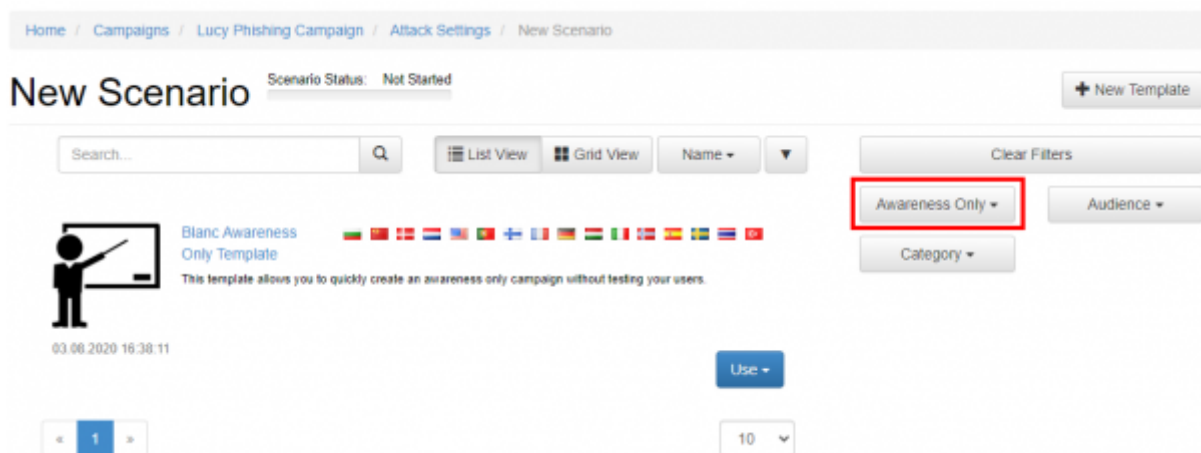
Creating an awareness campaign without a phishing simulation

LUCY allows you to give users access to elearning, without any attack simulation:

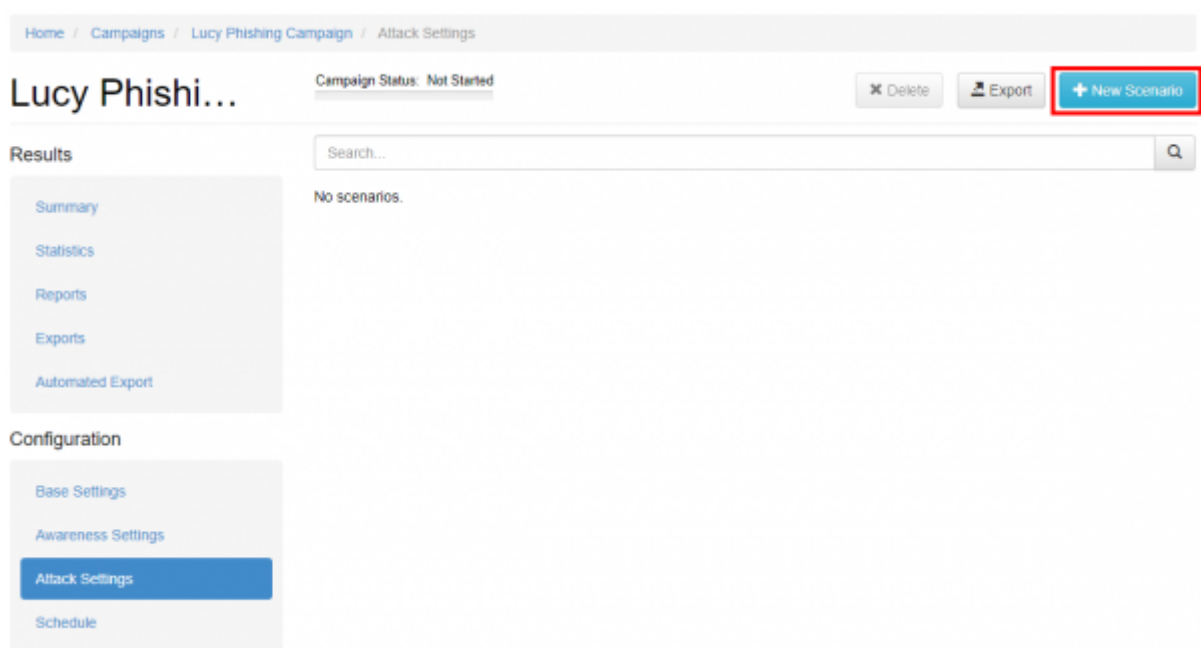
1. Using the awareness only template
2. Using the group mappings

Awareness only template

In LUCY > 3.0 you have under scenario templates a default template called awareness only:



This default template can be added within a scenario (only available within the expert setup mode):



It will allow you to select and configure a specific [awareness template](#) which you can associate with

your campaign:

Home / Campaigns / Awareness Only Campaign / Awareness Settings / New Awareness

Lucy - Awar...

Campaign Status: Not Started ▶

[Adapt Authoring Tool](#)

[New Awareness](#)

Name

Type

Template [Selected Template](#)

Languages [Add](#)

☐ Website Enabled

Page Views 0

☐ Add Recommended Domains

[Save](#)

Home / Campaigns / Awareness Only Campaign / Awareness Settings / Website Template

Lucy - Awar...


Campaign Status: Not Started ▶


[New Awareness](#)

Choose one of the templates below to start with. You will be able to customize the template later. Didn't find the content you were looking for or maybe need a different language? Please contact us and let us help you customize your campaign.

[Adapt Test](#)

02.02.2018 11:13 [Preview Website](#) [Preview E-mail](#) [Use](#)

 **Avoid & Recognize Phishing Attacks (V 2.2)**
In this static course we describe the different phishing types (MASS-SCALE PHISHING, SPEAR PHISHING, WHALING, VISHING, SMISHING, SOCIAL MEDIA PHISHING) and give the user practical tips on how to protect themselves. All content is 100 % customizable. Duration: 5-10 Minutes | Skill Level: Low | Audience: All | Interactive: No
11.01.2018 21:54 [Preview Website](#) [Preview E-mail](#) [Use](#)

 **Avoid & Recognize Phishing Attacks (Version 2.0)**
In this static course we describe the different phishing types (MASS-SCALE PHISHING, SPEAR PHISHING, WHALING, VISHING, SMISHING, SOCIAL MEDIA PHISHING) and give the user practical tips. All content is 100 % customizable. Duration: 5-10 Minutes | Skill Level: Low | Audience: All | Interactive: No
13.09.2017 01:53 [Preview Website](#) [Preview E-mail](#) [Use](#)

Note: please consult [this page](#) to understand how to create & edit an existing interactive eLearning template.

Group mappings

When you create a campaign and associate a group to it, you will see a dropdown menu that allows you do map the group with the according campaign type. You have 3 options:

- Awareness only
- Attack only

- Attack & Awareness

If you add a group and choose the mapping "awareness", then the users from this group will only get the mail with the awareness content delivered:

Home / Campaigns / Phishing & elearning / Recipients / Add Group

Phishing &...

Campaign Status: Not Started ▶

Results

Summary

Statistics

Reports

Exports

Configuration

Base Settings

Awareness Settings

Schedule

Recipients

Advanced Settings

Use Software

Group

testGroupName

Search

Search by recipient name, email, phone, staff type, location, d

Search

Reset

<input checked="" type="checkbox"/>	E-mail/Phone	Name	Language	Staff	Location	Division	Comment	Last Tested
<input checked="" type="checkbox"/>	amazing88005553535@gmail.com	testigor	N/A	N/A	N/A	N/A	N/A	27.01.2018
<input checked="" type="checkbox"/>	amazing88005553535@gmail.com	lgoryan	N/A	N/A	N/A	N/A	N/A	27.01.2018

Mapping

Awareness

☐ Distribute users over selected scenarios.

Scenarios

☐ Select All

☒ Test (Web Based)

Save

From:
<https://wiki.lucysecurity.com/> - LUCY

Permanent link:
https://wiki.lucysecurity.com/doku.php?id=create_an_awareness_only_campaign_no_phishing&rev=1525674106

Last update: 2019/07/25 12:52

