

The LUCY Dashboard

Starting with LUCY 4.0 we re-designed the dashboard. On the start page you can add widgets, that use different information sources. The widgets can be moved up and down or right and left (1), or you can close them (2):

The screenshot shows the LUCY Dashboard interface. At the top, there is a toolbar with buttons: '+ New', 'Export', 'Select All', 'Actions', 'Type', 'Status', 'Dashboard', and 'Add Widget'. Below the toolbar is a table with columns: Status, Recipients, Started, Stopped, Sent, Clicked, Success, and a final column with icons. Two rows of campaign data are visible. Below the table, there are two widgets: 'News' and 'Statistics Phish Alert'. Red arrows point from the 'Add Widget' button to the top-right corner of the 'News' widget (labeled '1) ↑ ×') and the top-right corner of the 'Statistics Phish Alert' widget (labeled '↑ × 2)').

Status	Recipients	Started	Stopped	Sent	Clicked	Success	
▶	2	Jan/22	—	2	0	0	⌵ ×
■	2	Jan/19	Jan/19	2	0	0	⌵ ×

News 1) ↑ ×

12.01.2018 **Lucy 4.0**
Start a new year with a new Lucy 4.0!

14.09.2017 **Lucy 3.7**
Lucy 3.7 is here!

07.07.2017 **Lucy 3.6**
Lucy 3.6 is here!

Statistics Phish Alert ↑ × 2)

Users reported a real phishing mail: ~33

Users reported a phishing simulation mail: 38

Average response time (days): 4

Dashboard Filters

The LUCY Dashboard (LUCY Start screen) shows the user all running and stopped campaign. Please note that all columns are sortable by clicking on the column title. This view can be filtered by:

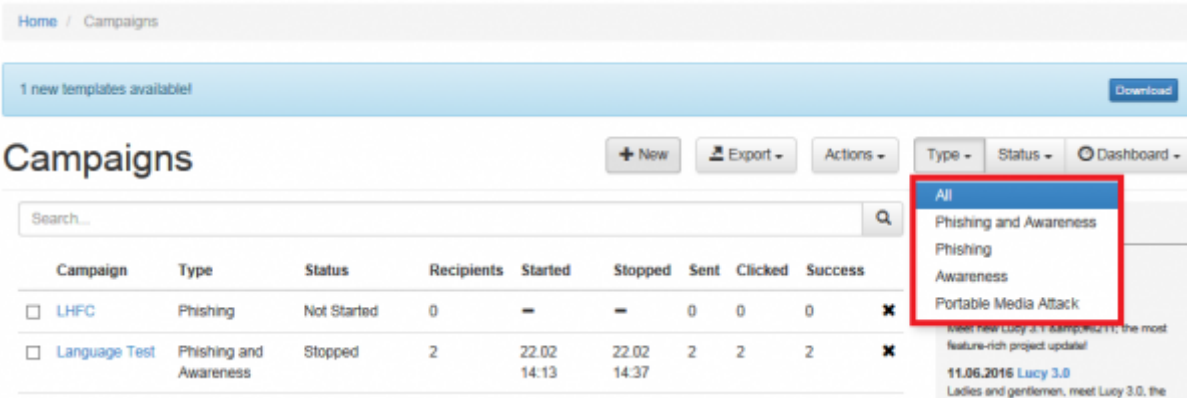
- Campaign Type (All, Phishing, Awareness, Phishing & Awareness, Portable Media Attack)
- Campaign Status (All, Not Started, Running, Awaiting Approval, Stopped)

The screenshot shows the 'Campaigns' section of the LUCY Dashboard. At the top, there is a breadcrumb 'Home / Campaigns' and a notification '1 new templates available!'. Below this is a toolbar with buttons: '+ New', 'Export', 'Actions', 'Type', 'Status', and 'Dashboard'. A search bar is also present. Below the toolbar is a table with columns: Campaign, Type, Status, Recipients, Started, Stopped, Sent, Clicked, Success, and a final column with icons. Three rows of campaign data are visible. On the right side, there is a 'Status' dropdown menu that is open, showing options: 'All', 'Running', 'Awaiting Approval', 'Not Started', and 'Stopped'. A red box highlights the 'Status' dropdown and the 'Dashboard' button.

Campaign	Type	Status	Recipients	Started	Stopped	Sent	Clicked	Success	
<input type="checkbox"/> LHFC	Phishing	Not Started	0	—	—	0	0	0	⌵
<input type="checkbox"/> Language Test	Phishing and Awareness	Stopped	2	22.02 14:13	22.02 14:37	2	2	2	⌵
<input type="checkbox"/> JAVA	Phishing	Not Started	0	—	—	0	0	0	⌵

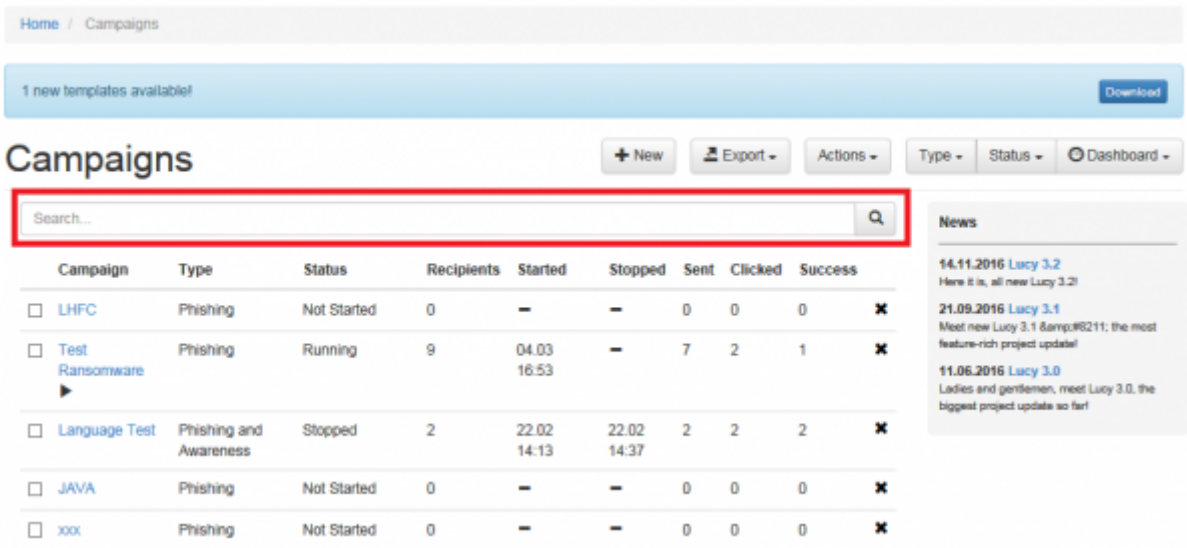
Status ▾

- All
- Running
- Awaiting Approval
- Not Started
- Stopped



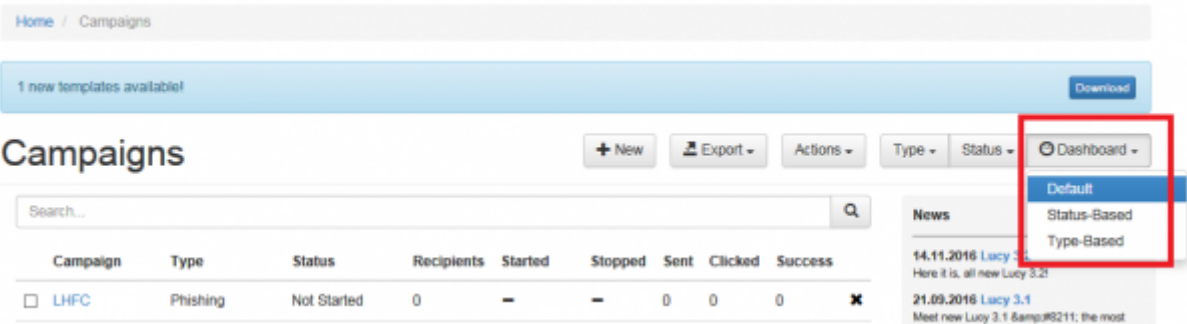
Dashboard Search

Within the Dashboard you also have the possibility to search for specific campaign names:



Dashboard Views

You can select different default views for your dashboard:



Here an example of a status based view:

Home / Campaigns

1 new templates available! [Download](#)

Campaigns

+ New

Export

Actions

Status-Based

Running

Search

Campaign	Type	Recipients	Started	Stopped	Sent	Clicked	Success
<input type="checkbox"/> Test Ransomware	Phishing	9	04.03 16:53	—	7	2	1

Awaiting Approval

Search

Campaign	Type	Recipients	Started	Stopped	Sent	Clicked	Success
No matching records found							

Not Started

Search

Campaign	Type	Recipients	Started	Stopped	Sent	Clicked	Success
<input type="checkbox"/> xxx	Phishing	0	—	—	0	0	0
<input type="checkbox"/> LHFC	Phishing	0	—	—	0	0	0
<input type="checkbox"/> JAVA	Phishing	0	—	—	0	0	0
<input type="checkbox"/> Filebased1	Phishing	0	—	—	0	0	0

Stopped

Search

Campaign	Type	Recipients	Started	Stopped	Sent	Clicked	Success
<input type="checkbox"/> Video Stats in Mixed Template	Phishing and Awareness	9	16.02 17:06	22.02 12:20	7	2	2
<input type="checkbox"/> Multiple Scheduler Test	Phishing	18	15.02 14:24	15.02 14:26	7	0	0
<input type="checkbox"/> Language Test	Phishing and Awareness	2	22.02 14:13	22.02 14:37	2	2	2

News

14.11.2016 [Lucy 3.2](#)

Here it is, all new Lucy 3.2!

21.09.2016 [Lucy 3.1](#)

Meet new Lucy 3.1 – the most feature-rich project update!

11.06.2016 [Lucy 3.0](#)

Ladies and gentlemen, meet Lucy 3.0, the biggest project update so far!

2017 by LUCY Security

Dashboard Actions

Within the dashboard actions you can start, stop, copy, restore or delete campaigns. Click [here](#) for more details regarding the backup and restore. If you have a LUCY security update pending that requires that you stop all campaigns before updating, you can select all campaigns at once and then click on the "stop all" button. To resume the campaign (without re-sending the mails) please click the start button for all the campaigns that you want to start.

Home / Campaigns

Campaigns

+ New

Export

Select All

Actions

Type

Status

Dashboard

Search...

Campaign	Type	Status	Recipients	Started	Stopped	Clicked	Success
<input type="checkbox"/> Test			1	Sep/17	Sep/17		
<input type="checkbox"/> Lucy Phishing Campaign			0	—	—		
<input type="checkbox"/> Smishing			1	Sep/05	Sep/12		
<input type="checkbox"/> Demo Phishing mit Malware			3	Sep/13	Sep/13	4	2

< 1 >

100

Dashboard Export

Starting with LUCY 3.3 you can export the dashboard info (overall stats, campaign names etc.):

Home / Campaigns

1 new templates available!

Download

Campaigns

+ New

Export

Actions

Status-Based

Running

Search

Campaign

Type

Recipients

Started

Stopped

Sent

Clicked

Success

Campaigns to CSV

Campaign Scenarios to CSV

14.11.2016 Lucy 3.2

Here it is, all new Lucy 3.2!

21.09.2016 Lucy 3.1

Meet new Lucy 3.1 & #211; the most

This will create an CVS file with the according details:

A	B	C	D	E	F	G	H	I	J	K	L	M	N	O	P	Q
created_time	name	start_time	stop_time	campaign_name	domain	language	status	template_type	template_name	recipient_count	messages_sent	mails_opened	clicks	succeeded	trained	
01.03.2017 22:48:19	Technical Malware Simulation	15.02.2017 14:24:32	15.02.2017 14:26:11	Multiple Scheduler Test	test1.security-verification.xyz	English	Idle	Technical Malware Test	Technical Malware Test (LHFC)	0	0	0	0	0	0	
01.03.2017 22:48:19	Test	22.02.2017 14:13:45	22.02.2017 14:37:22	Language Test	91.228.53.87	English	Idle	Web Based	Contest	9	7	0	0	0	0	
01.03.2017 22:48:19	Test	15.02.2017 14:24:32	15.02.2017 14:26:11	Multiple Scheduler Test	test2.security-verification.xyz	English	Idle	Web Based	Encrypted Mail	9	0	0	0	0	0	
01.03.2017 22:48:19	Stats	16.02.2017 17:06:14	22.02.2017 12:20:38	Video Stats in Mixed Template	stats.security-verification.xyz	English	Idle	Web Based	Encrypted Mail	9	7	0	2	2	2	
04.03.2017 16:32:25	Test	04.03.2017 16:53:11	15.02.2017 19:32:15	Test Ransomware	dl.security-verification.xyz	English	running	Mixed	Confirmation Social Media Profile (Version 2.0)	9	7	0	2	2	0	

From:

<https://wiki.lucysecurity.com/> - **LUCY**

Permanent link:

https://wiki.lucysecurity.com/doku.php?id=dashboard_view

Last update: **2019/07/25 12:49**