

Background info

LUCY provides phishing and awareness content in different languages. If you create a campaign and want your employees to get the correct language, you won't need to create a separate scenario for each language. LUCY has the ability to dynamically send the correct language template to the recipient, if you have defined the language for each employee in the recipient settings.

Configuration

Step 1: upload a recipient group, where you have the correct language associated with each recipient. The language must be specified in English within the recipient list (if you want a recipient to get a german template, his language attribute must be "german" and NOT "deutsch"). If you don't specify a language with the recipient, he will get the base language that was selected when adding a new scenario.

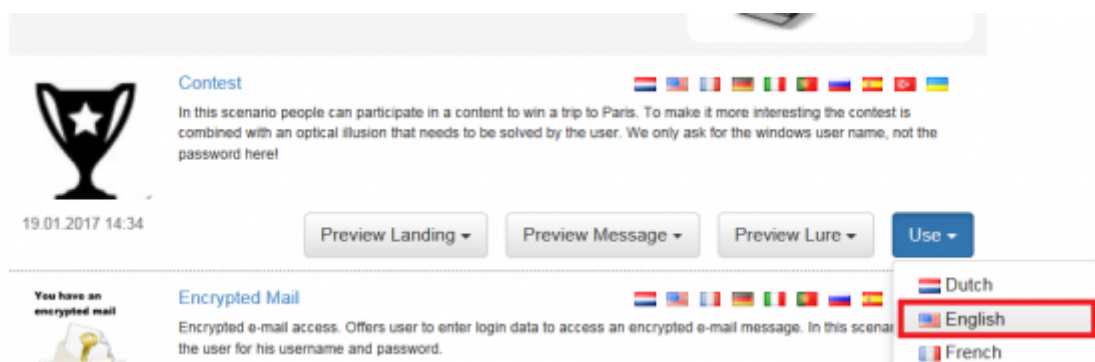
SMISHING TEST

The screenshot shows a web interface for configuring a 'SMISHING TEST'. On the left is a sidebar with a blue 'Recipients' button and links for 'Edit Group Name', 'Import', and 'Scan'. The main form contains several input fields, each with a help icon (question mark) to its right. The 'Language' field, which is a dropdown menu, is highlighted with a red rectangular box and currently shows 'Spanish'. Below the 'Language' field is a 'Save' button.

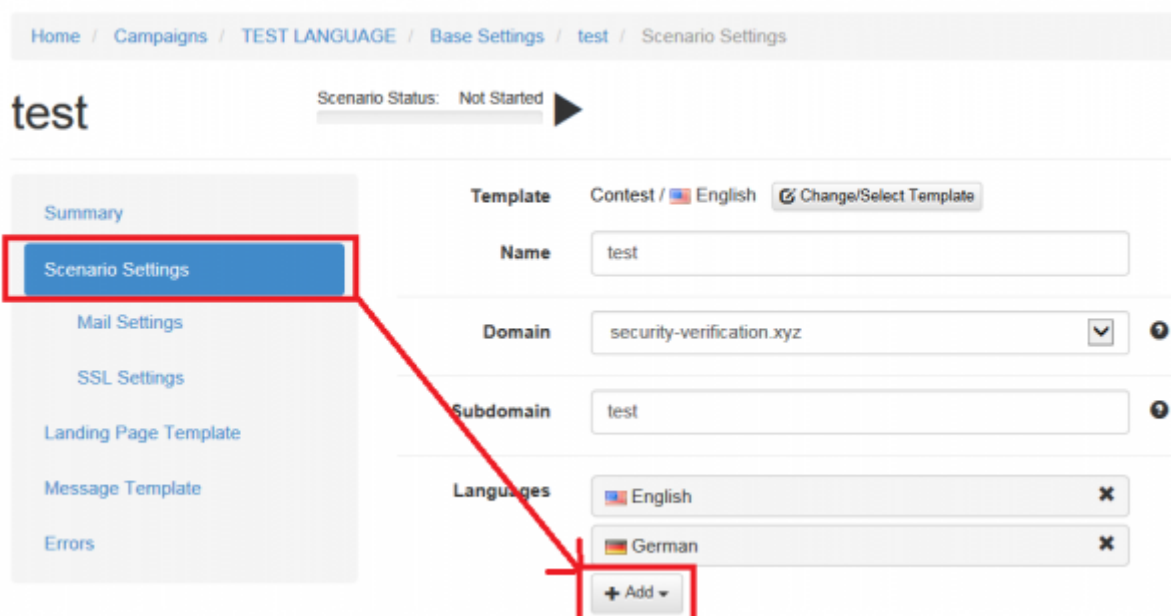
E-mail	ernesto@example.com
Phone	
Language	Spanish
Name	Ernesto
Staff Type	
Location	
Division	
Link	
Comment	

Save

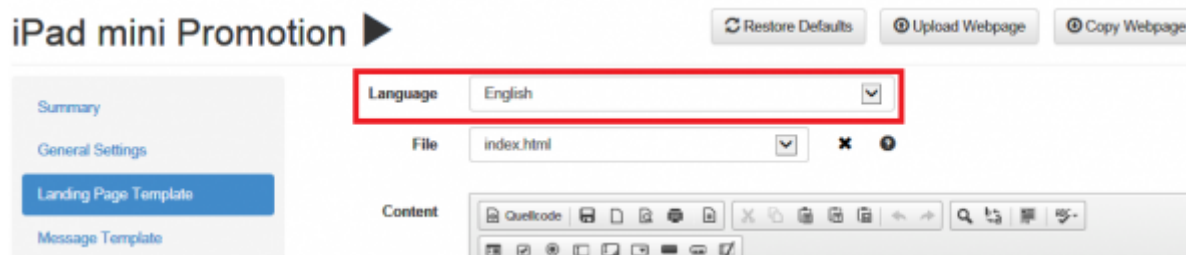
Step 2: When you create a new campaign and select a new scenario, LUCY will ask you which base language you want to use. You can only select one base language at this point:



Step 3: Within the scenario settings you now have the possibility to add further languages. Please select the additional languages for you scenario.



Step 4: When you [edit the landing page](#) or [edit the message template](#) you will see a drop down menu appearing at the top with the additional language you added in the previous step. If the template is already available in the desired language, the according content will be appear once you to select the language. If there is no template with the desired language, you will need to create the template yourself first.



From:

<https://wiki.lucysecurity.com/> - **LUCY**

Permanent link:

https://wiki.lucysecurity.com/doku.php?id=dealing_with_multiple_languages_in_your_recipient_group&rev=1493018881

Last update: **2019/07/25 12:52**

