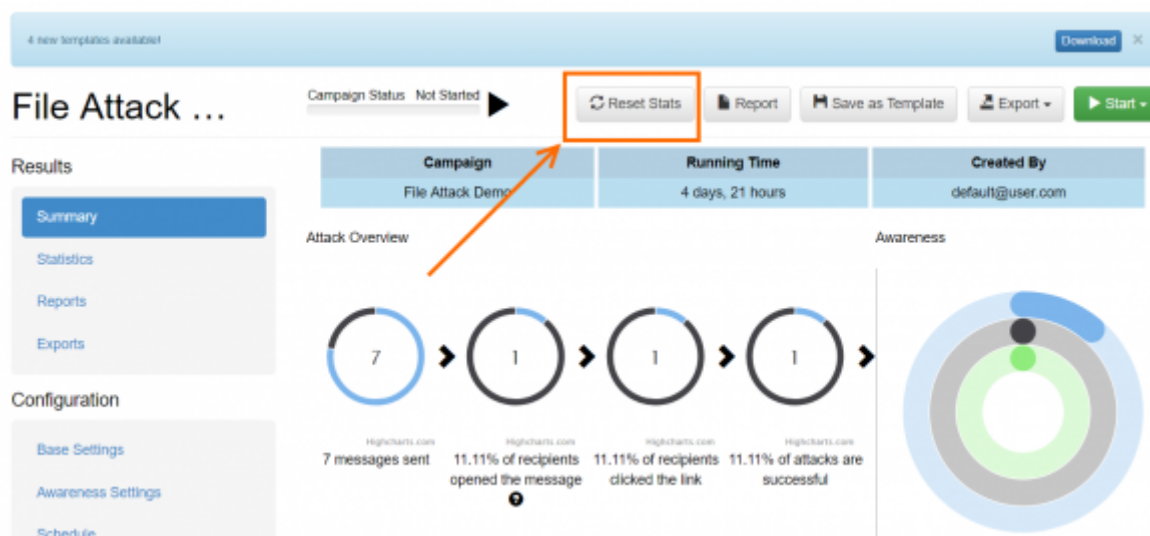
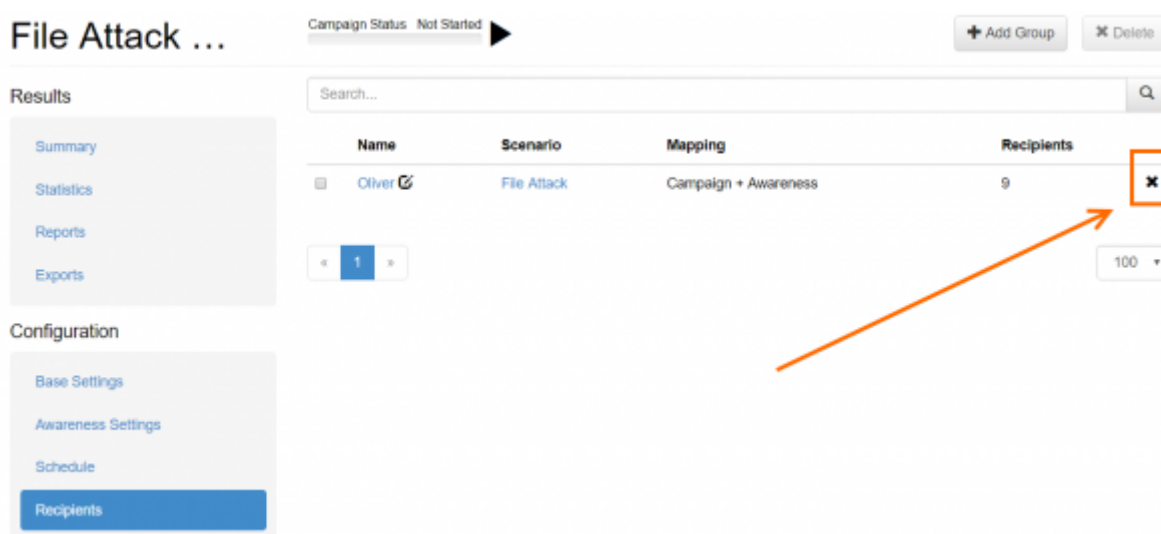


There are different ways to delete data in LUCY:

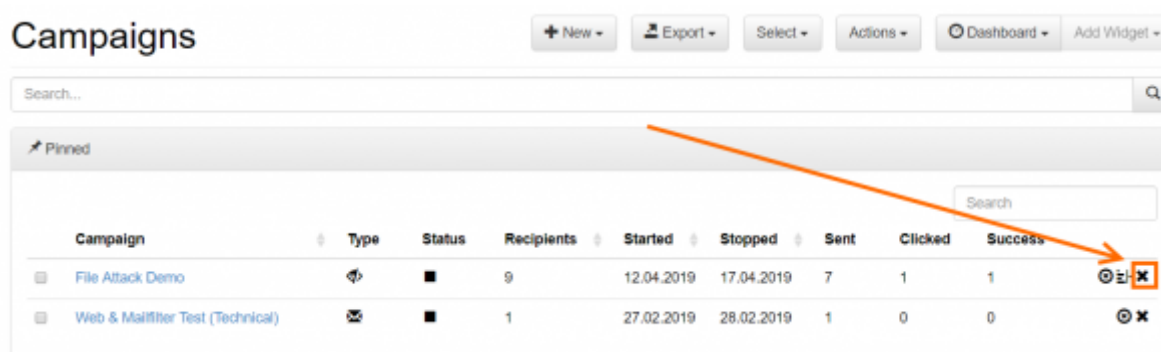
- Within a campaign, all data can be deleted irrevocably with one click using "Reset Stats".



- By removing a recipient group within the campaign, all data for this group is irrevocably deleted.



- Deleting a campaign irrevocably deletes all data for this campaign.



- All settings are irrevocably deleted by the factory reset.

## Advanced Settings

**Date & Time** 17.04.2019 12:49

**Time Zone** Zurich - UTC+01:00

**Date Format** 17.04.2019

☐ Use Proxy

**Password Settings** ☐ Set User Password Policy

**Rotation Period** Off

**Bruteforce Protection** ☐ Enable Security Image

**Factory Reset**

- All access logs are deleted irrevocably with the "clear" button.

Home / Status

## Status

Your system is out of disk! Lucy 4.5.11 is available!

Export Clear

Time	Message	User
17.04.2019 09:08:45 - 17.04.2019 12:17:35	2 Users Logged in	default@user.com
17.04.2019 09:08:19	1 Users Logged out	default@user.com
17.04.2019 08:48:39	1 Users Logged in	default@user.com

Filter

Type: All

From:

- All logs (databases, application logs, etc.) can be deleted irrevocably with one click within the system monitoring.

## Disk Usage

Used: 41.01 Gb, Available: 237.41 Gb

15%

### Folders

attachment-templates 85M	Clear
awareness-templates 26G	Clear
scenario-templates 2.7G	Clear
db-backups 2.4G	Clear
campaigns 1.4G	Clear
incidents 5.6M	Clear
invoices 52K	Clear
tmp 56K	Clear

### Database

Deleted Campaigns  
Count: 264

Deleted Recipients  
Count: 73

Clear Database

From:

<https://wiki.lucysecurity.com/> - **LUCY**

Permanent link:

[https://wiki.lucysecurity.com/doku.php?id=deleting\\_sensitive\\_data](https://wiki.lucysecurity.com/doku.php?id=deleting_sensitive_data)

Last update: **2019/07/25 12:49**

