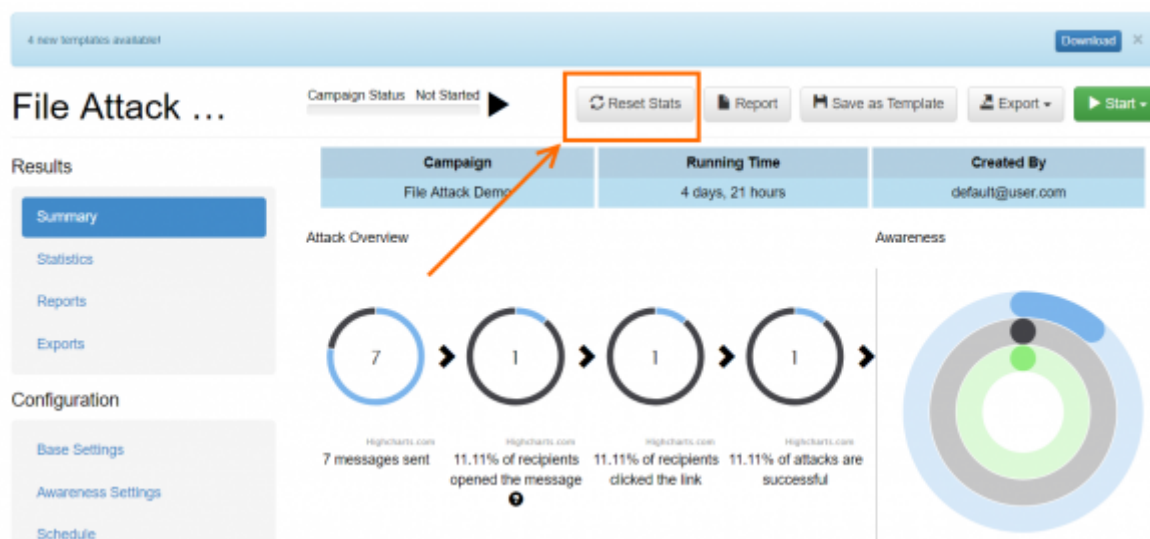
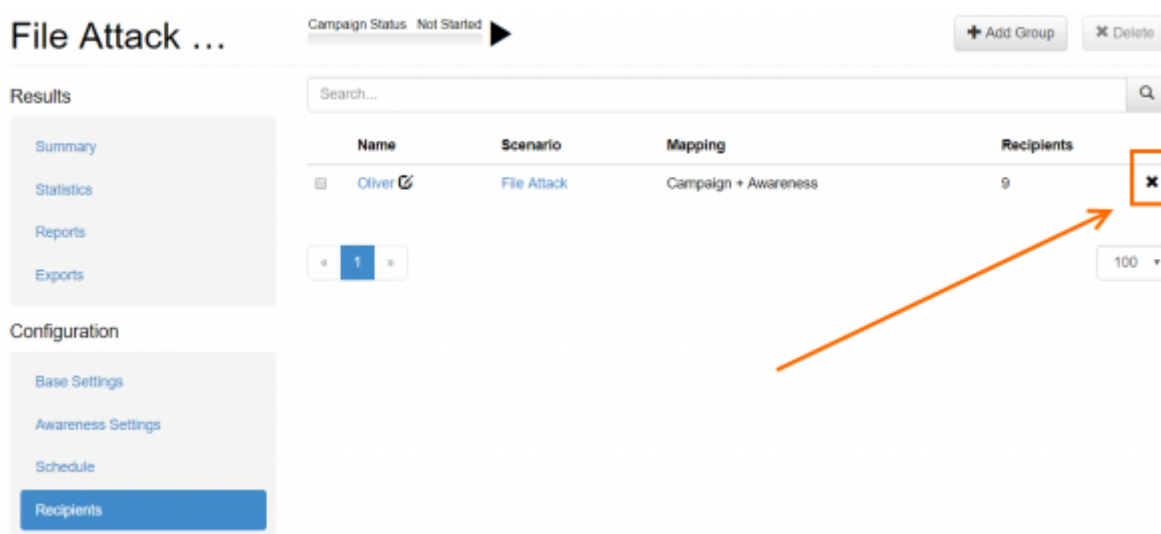


There are different ways to delete data in LUCY:

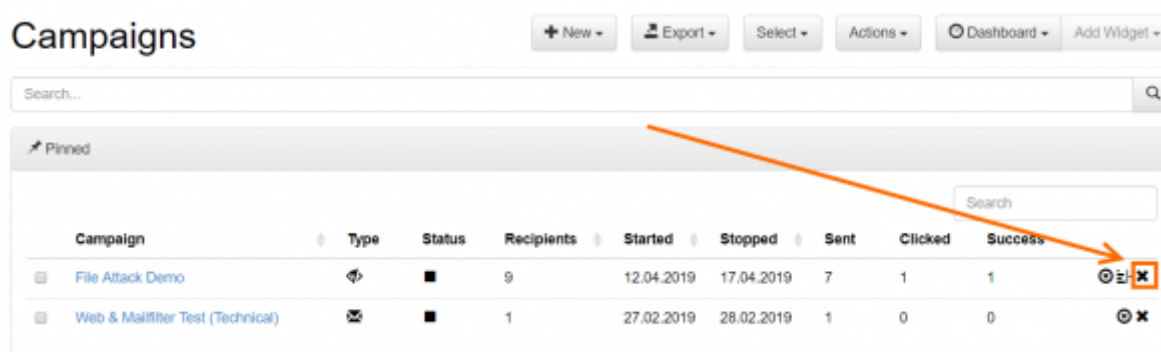
- Within a campaign, all data can be deleted irrevocably with one click using "Reset Stats".



- By removing a recipient group within the campaign, all data for this group is irrevocably deleted.



- Deleting a campaign irrevocably deletes all data for this campaign.



- All settings are irrevocably deleted by the factory reset.

Advanced Settings

Date & Time 17.04.2019 12:49

Time Zone Zurich - UTC+01:00

Date Format 17.04.2019

☐ Use Proxy

Password Settings ☐ Set User Password Policy

Rotation Period Off

Bruteforce Protection ☐ Enable Security Image

Factory Reset

- All access logs are deleted irrevocably with the "clear" button.

Home / Status

Status

Export Clear

Your system is out of date! Lucy 4.5.11 is available! [Update](#)

Time	Message	User
17.04.2019 09:08:45 - 17.04.2019 12:17:35	2 Users Logged in	default@user.com
17.04.2019 09:08:19	1 Users Logged out	default@user.com
17.04.2019 08:48:39	1 Users Logged in	default@user.com

Filter

Type: All

From:

- All logs (databases, application logs, etc.) can be deleted irrevocably with one click within the system monitoring.

Disk Usage

Used: 41.01 Gb, Available: 237.41 Gb

15%

Folders

attachment-templates 85M	Clear
awareness-templates 26G	Clear
scenario-templates 2.7G	Clear
db-backups 2.4G	Clear
campaigns 1.4G	Clear
incidents 5.6M	Clear
invoices 52K	Clear
tmp 56K	Clear

Database

Deleted Campaigns Count: 264
Deleted Recipients Count: 73
Clear Database

From:

<https://wiki.lucysecurity.com/> - LUCY

Permanent link:

https://wiki.lucysecurity.com/doku.php?id=deleting_sensitive_data&rev=1555498346

Last update: **2019/07/25 12:50**

