

LUCY TEMPLATES

TYPE OF LUCY TEMPLATES

LUCY comes with a few preinstalled templates in the categories:

- Awareness templates (templates for educating users)
- Attachment Templates (templates with some malware simulation)
- Attack Templates (templates for phishing attack simulations)
- Report Templates
- Mail Plugin Templates

There are more than 600 templates and the list is continuously growing. The following screenshot gives a short overview of a few selected templates:

**Scenario Template | Mail & Web Test**

This scenario template is required for Mail & Web Filter test, which allows to see what type of files can be accessed within the company network through mail or web.

**Scenario Template | Web Surfing Statistics (Download Only)**

Employees get asked to download a detailed web surfing report that contains a Macro

**Scenario Template | Fraud Protection Alert 1.1**

User gets asked to Login into his/her account to verify unusual Login activities.

**Scenario Template | Dropobox 1.2**

A shared document on "DropoBox" is ready for download. After the login, a PDF (containing some basic tips on how to prevent phishing attacks) can be downloaded. You will be able to track the downloads on the LUCY dashboard.

**Scenario Template | Spam Unsubscribe 1.1**








Spammers sometimes just send an email to get the user to click on the unsubscribe link in order to verify their email address. In this scenario, we simulate such a SPAM message with an unsubscribe link.

**Scenario Template | Password Check v.1.1**

Password security check. Checks if the provided password is long enough and shows a result on a single page. No username needs to be provided - only a password.

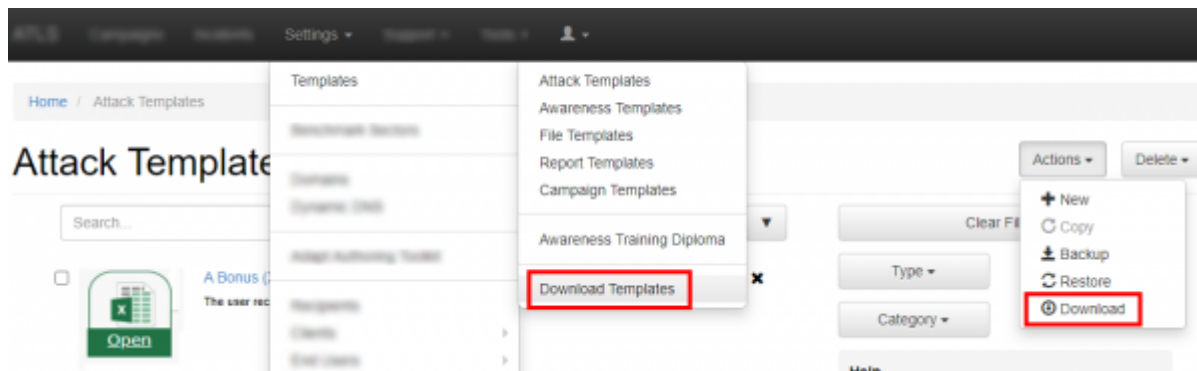
**Scenario Template | iTunes24 Invoice (Version 2.1)**

This hyperlink-based scenario shows the user a purchase confirmation similar to the ones sent by iTunes. The logo and name have been modified in this scenario to make recognition easier.

- ☐  **Scenario Template | Netixx Notification (Version 2.1)**
In this Netflix-style, hyperlink-based scenario the user is invited to click on a link and get free access to a popular TV show. The logo and name have been modified in this scenario to make recognition easier.
- ☐  **Scenario Template | HR Performance Report 1.1**
HR performance report. Shows employees their performance report after they log in.
- ☐  **Scenario Template | Email Internet Access Restrictions**
Using a new email security filter, the user is informed that his internet access will be fully or partially restricted.
- ☐  **Scenario Template | LOTERIA NACIONAL! (Version 2.1)**
In this hyperlink-based scenario the recipient is informed about a lottery win which he/she can receive after registering at a specific link.
- ☐  **Scenario Template | Skype Account Restore (Version 2.1)**
In this hyperlink-based scenario the user is asked to access a link to restore his/her account.
- ☐  **Scenario Template | Skype Video Message (Version 2.1)**
In this hyperlink-based scenario the user is asked to click on a link to get access to a personalized voice message.
- ☐  **Scenario Template | Funny IQ Test Webpage**
A web based scenario with a few common IQ test question

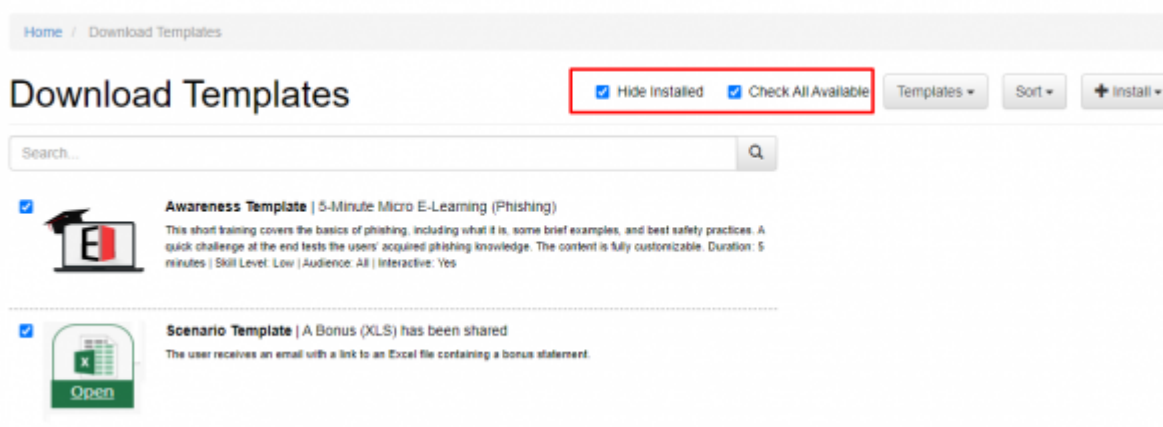
DOWNLOAD TEMPLATES

New templates are distributed over a centralized server and are available for download either through the **Actions** drop-down menu by pushing the **Download** button or throughout **Settings** → **Download templates** section:



There are two checkboxes within the download section:

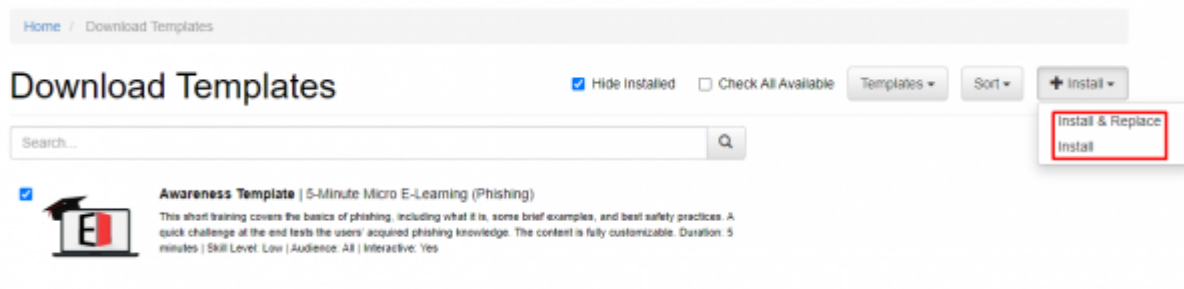
- Hide installed (if selected it will only show templates on the centralized server which are locally not installed)
- Check all available (if selected it will mark all available visible templates for download)



INSTALLATION OPTIONS

Once you selected the templates you want to download please click on "install" to install them. There are two options:

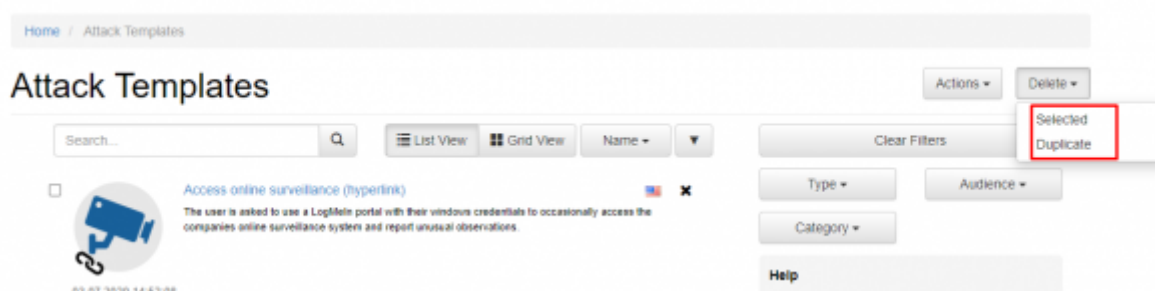
- **Install:** just install all templates - but do not overwrite old ones. If you already have an old version of a template and select install it will install the same template again. As a result you will have the same template twice or multiple times!
- **Install & replace:** when selected it will install all selected templates and overwrite the old ones



Note: you cannot overwrite templates which are in use of a campaign. Finish the campaign and then delete the scenario in order to be able to update the according template. If you see a template installation error it means that one or more templates could not be saved.

DELETE DOUBLE TEMPLATES

LUCY provides the possibility to delete multiple template entries. Select the templates you want to delete and then in the **Delete** drop-down menu push the **Selected** button. In order to delete all the double templates press **Duplicate** without selecting any templates and LUCY will delete all double entries.



EDIT ATTACK TEMPLATES

Please visit [this](#) chapter.

CREATE CUSTOM WEB BASED AWARENESS CONTENT YOURSELF

Please visit [this](#) chapter.

TRANSLATE TEMPLATES

We can translate and proofread any web based template (attack- or awareness) for you. The translation includes the message template and the landing page(s). Pricing per language per web based template:

The translation process usually takes around 5-10 days, depending on the length of the template.

If you want to translate templates yourself, please go through the following steps:

Step 1: Add the according language inside the template and save the template. LUCY will then create a copy of the template in English. You will have to replace the English text then with the desired text in your language.

[Home](#) / [Awareness Templates](#) / [Awareness Training Library](#)

Awareness Training Library

Edit

Content Template

Email template

Library

Quick Tips

Create Custom Video

Name	Awareness Training Library
Duration	N/A
Type	Training Library
Platform	N/A
Target audience	N/A
Languages	<div> English</div> <div> Add ▾</div>

Step 2: Select the according language (1), select the file inside the course which you want to translate (2) and insert the translated text inside the editor (3). Sometimes it is required to insert the translated text in the source code. Once you inserted the text, please save the template.

Home / Awareness Templates / Awareness Training Library / Content Template

Awareness Training Library

Export to SCORM Upload Webpage

Edit

Content Template

Email template

Library

Quick Tips

- Awareness Website Variables
- Awareness Library Links
- Create Custom Video

1 Language English

2 File webbased-001.html

Editor Type Visual Editor

Content

3

Start Course

Avoid & Recognize Phishing Attacks (V 2.2)

10-15 minutes

In this static course we describe the different phishing types (MASS-SCALE PHISHING, SPEAR PHISHING, WHALING, VISHING, SMISHING, SOCIAL MEDIA PHISHING) and give the user practical tips on how to protect themselves. All content is 100 % customizable.

CREATE CUSTOM TEMPLATES

We can create custom attack or awareness templates for you. Pricing on request

CREATE CUSTOM VIDEO TEMPLATES

Please visit [this](#) chapter.

UPLOAD YOUR CUSTOM VIDEO

Please visit [this](#) chapter.

From:

<https://wiki.lucysecurity.com/> - **LUCY**

Permanent link:

https://wiki.lucysecurity.com/doku.php?id=download_templates

Last update: **2020/11/27 16:19**

