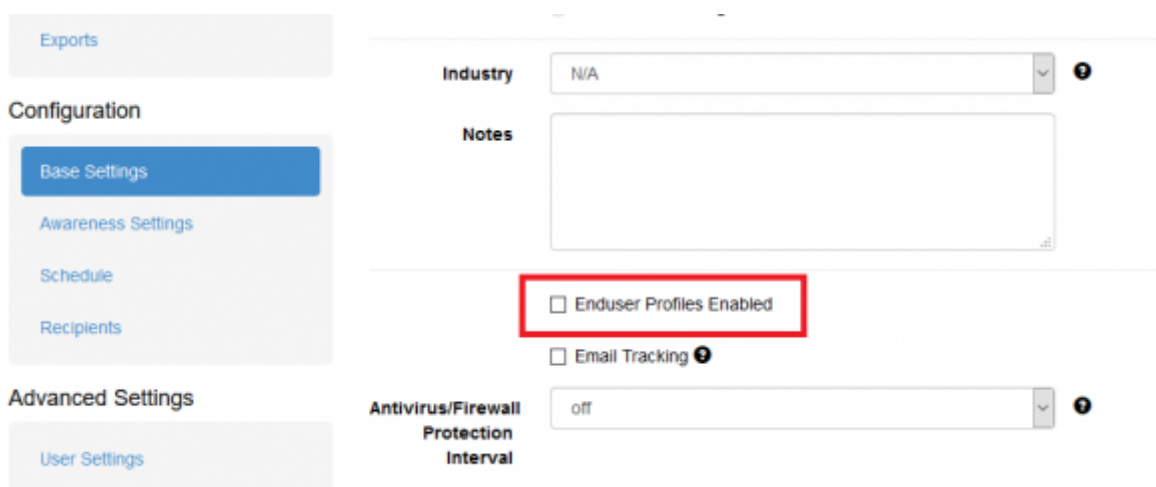


End User e-learning portal

Users might not have time to finish an awareness course right away. They have the ability to re-schedule the training (see [this WIKI](#)). But you have also the ability to create a login page for your end users where they can login and access their custom training links at any time, without the need to re-send an awareness mail.

Where to enable the e-learning end user portal?

The portal can be enabled under "Base Settings" within the campaign page:



The screenshot displays the 'Configuration' section of a campaign page. On the left, a sidebar contains a menu with 'Exports', 'Configuration', and 'Advanced Settings'. Under 'Configuration', 'Base Settings' is selected. The main area shows fields for 'Industry' (N/A), 'Notes', and a checkbox for 'Enduser Profiles Enabled' which is highlighted with a red box. Below it is an 'Email Tracking' checkbox. At the bottom, there is a dropdown for 'Antivirus/Firewall Protection Interval' set to 'off'.

How are the awareness users created?

LUCY automatically creates the end user login profiles for each user, that is marked to receive an awareness training within a campaign (phishing or awareness only campaign).

Where can a user login to e-learning portal?

The login is always created under the directory /user/ on your server. So if your server address is <https://my.lucyserver.com>, the end user e-learning portal login will be under <https://my.lucyserver.com/user/>

https://access.phishing.services/user

My Software Name Login

[your logo here]

Login

E-mail

Password [Forgot?](#)

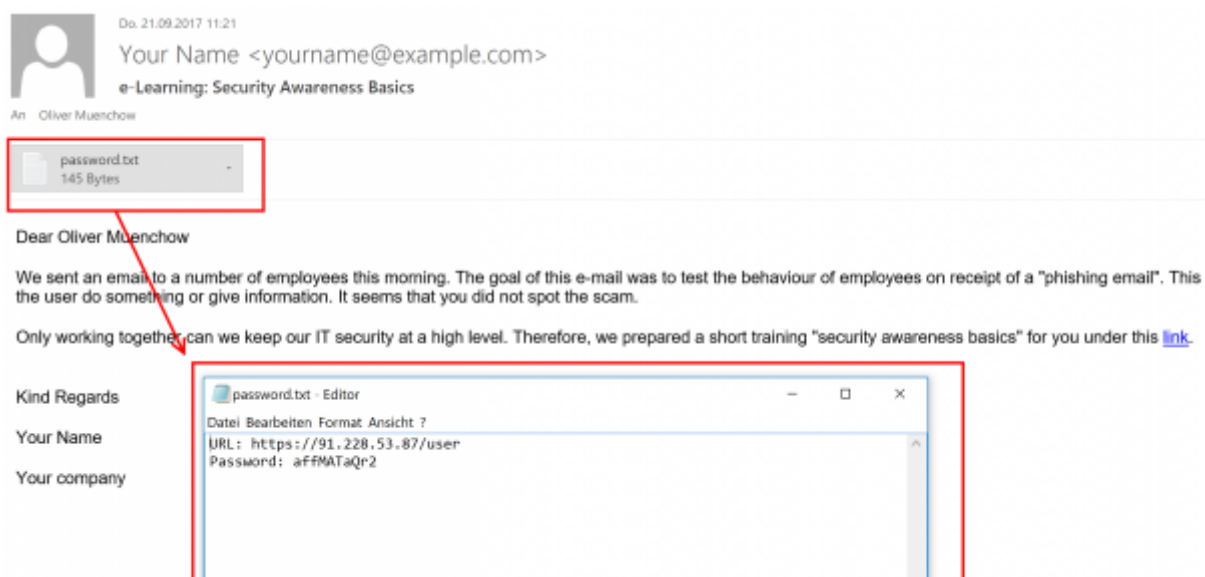
Language

Login

(c) My Copyright

How are the login credentials submitted to the user?

With the first training email sent out, the user will receive a text attachment (in case the end user training portal is enabled) that contains the link to the training portal and a password

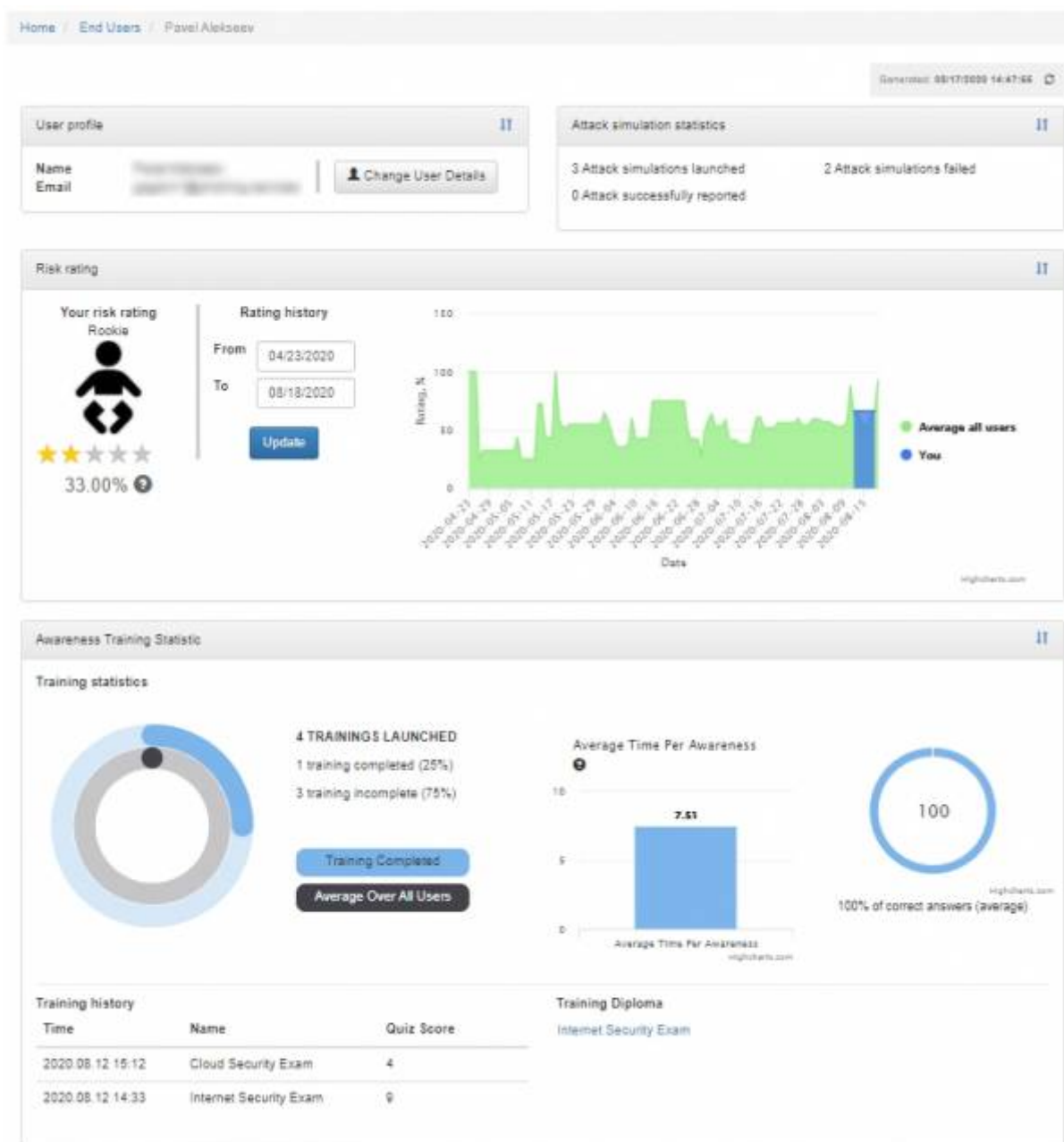


What can the user do on the e-learning end user portal page?

After the login, the user can:

- change his password
- view his training history
- view his training score
- compare his score with others

- create training certificates
- access his reputation profile
- access the custom training link (the training name is highlighted and can be accessed via browser)



Known Issues

In LUCY < 4.2 end users cannot be mass selected/deleted. In order to delete them all, you need to issue the following command via shell:

cd /tmp

sudo -u postgres psql phishing -c 'UPDATE users SET is_deleted=TRUE where role_id=5'

From:
<https://wiki.lucysecurity.com/> - **LUCY**

Permanent link:
https://wiki.lucysecurity.com/doku.php?id=end_user_e-learning_portal&rev=1544549004

Last update: **2019/07/25 12:52**

