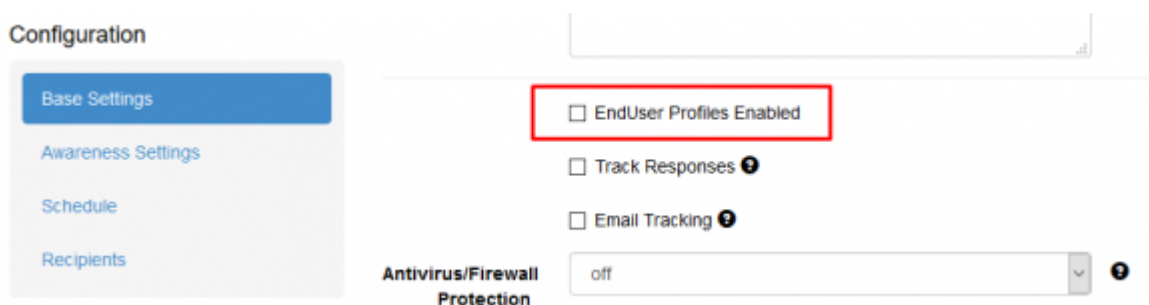


End User e-learning portal

Users might not have time to finish an awareness course right away. They have the ability to re-schedule the training (see [this](#) WIKI). But you have also the ability to create a login page for your end users where they can login and access their custom training links at any time, without the need to re-send an awareness mail.

Where to enable the e-learning end user portal?

The portal can be enabled under "Base Settings" within the campaign page:



How are the awareness users created?

LUCY automatically creates the end user login profiles for each user, that is marked to receive an awareness training within a campaign (phishing or awareness only campaign).

Where can a user login to e-learning portal?

The login is always created under the directory /user/ on your server. So if your server address is <https://my.lucyserver.com>, the end user e-learning portal login will be under <https://my.lucyserver.com/user/>

https://access.phishing.services/user

My Software Name Login

[your logo here]

Login

E-mail

Password [Forgot?](#)

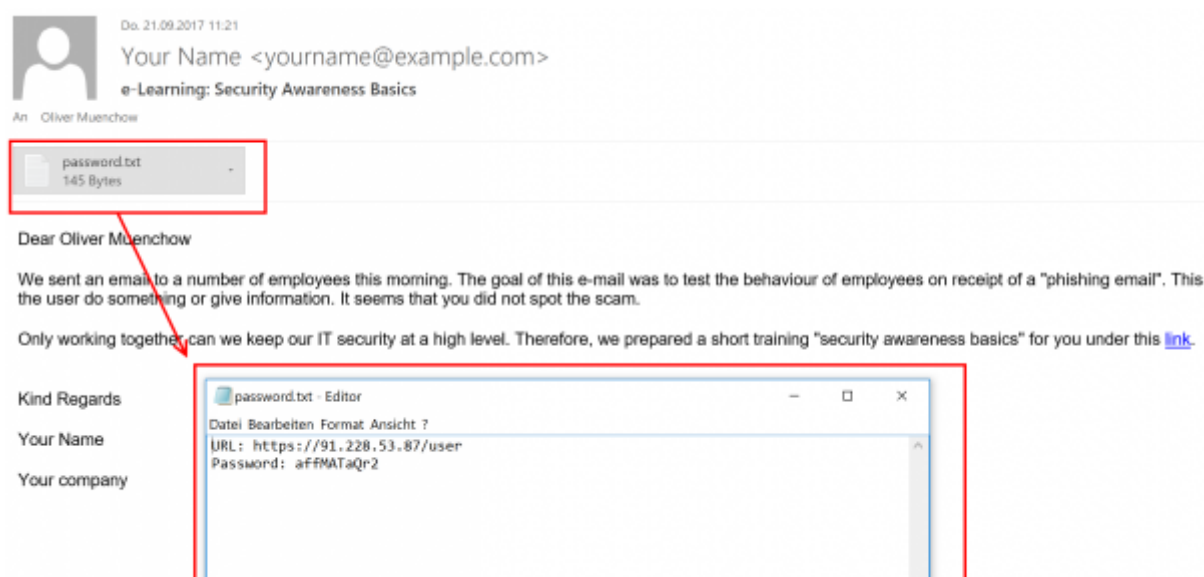
Language

Login

(c) My Copyright

How are the login credentials submitted to the user?

With the first training email sent out, the user will receive a text attachment (in case the end user training portal is enabled) that contains the link to the training portal and a password

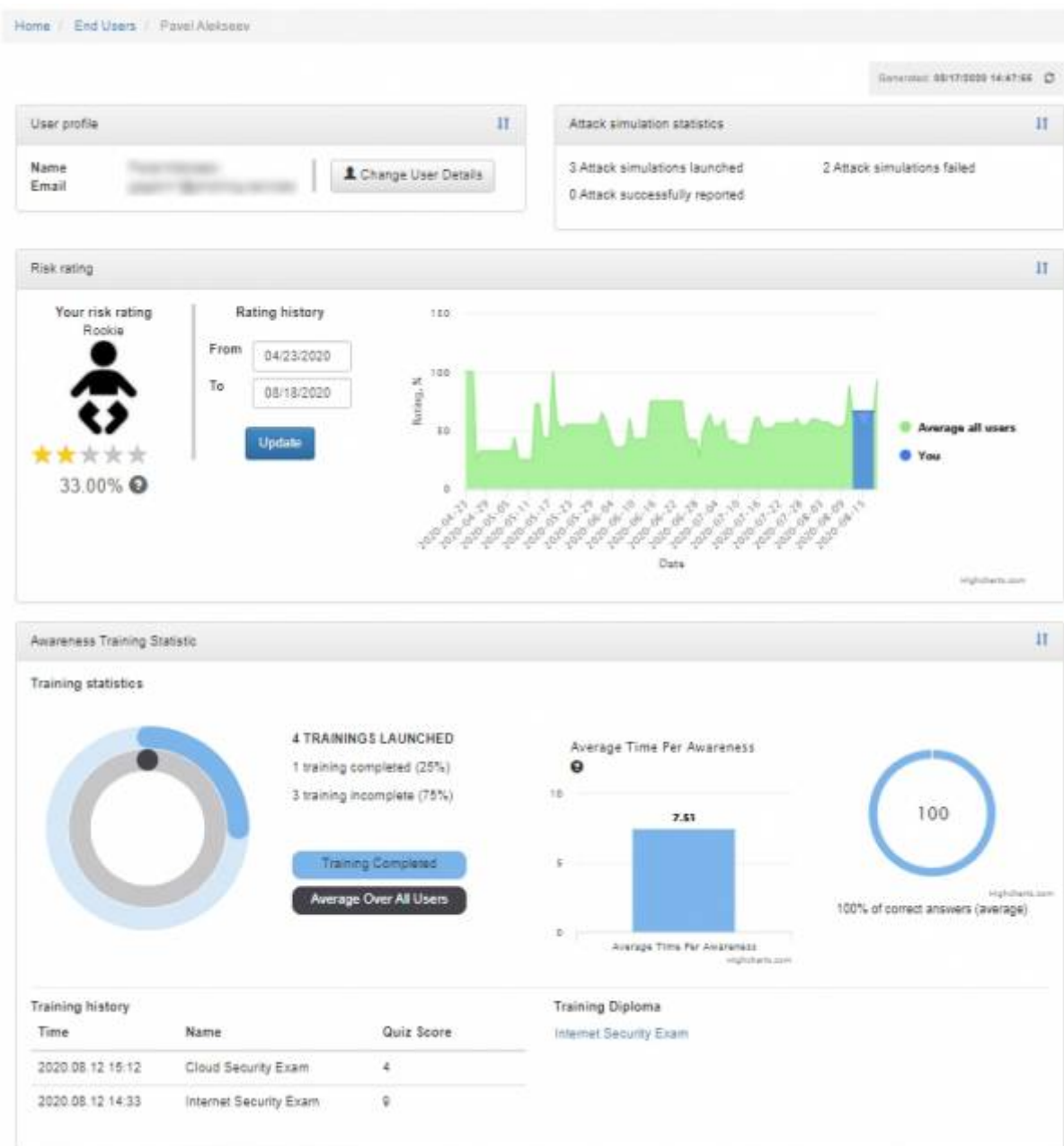


What can the user do on the e-learning end user portal page?

After the login, the user can:

- change his password
- view his training history
- view his training score
- compare his score with others

- create training certificates
- access his reputation profile
- access the custom training link (the training name is highlighted and can be accessed via browser)



How to use the portal without sending emails to the recipients?

You can customize log in endusers directly from the global awareness website page and this is possible using "Direct Login":

[Summary](#)
[Statistics](#)
[Reports](#)
[Exports](#)

Configuration

[Base Settings](#)
[Awareness Settings](#)
[Schedule](#)
[Recipients](#)

Advanced Settings

[User Settings](#)
[Custom Fields](#)
[Reminders](#)

Client Lucy Test

Industry N/A

Notes

☒ Enduser Profiles Enabled

User Profile LUCY UI Domain

Page Link ☒ Enduser Direct Login

☐ Track Responses

☐ Email Tracking

Antivirus/Firewall Protection Interval off

☐ Allow Awareness Rescheduling

A prerequisite for direct login is the import of endusers through LDAP, you can read more about it [here](#).

Also in the basic settings of the template, the checkbox "Do not send emails" should be selected so that the email will not be sent to the endusers added in the campaign.

[Home](#) / [Campaigns](#) / [Awareness Training Library](#) / [Awareness Settings](#) / [Awareness Training Library](#)

Awareness ...

Base Settings

[Website](#)
[SSL Settings](#)
[Message](#)
[Mail Settings](#)

Name Awareness Training Library

Risk Level 0

☒ Website Enabled

☐ Create Awareness Training Diploma

☒ Do not send emails

Languages English

Page Views 2

Save

From:

<https://wiki.lucysecurity.com/> - **LUCY**

Permanent link:

https://wiki.lucysecurity.com/doku.php?id=end_user_e-learning_portal&rev=1555679771

Last update: **2019/07/25 12:51**

