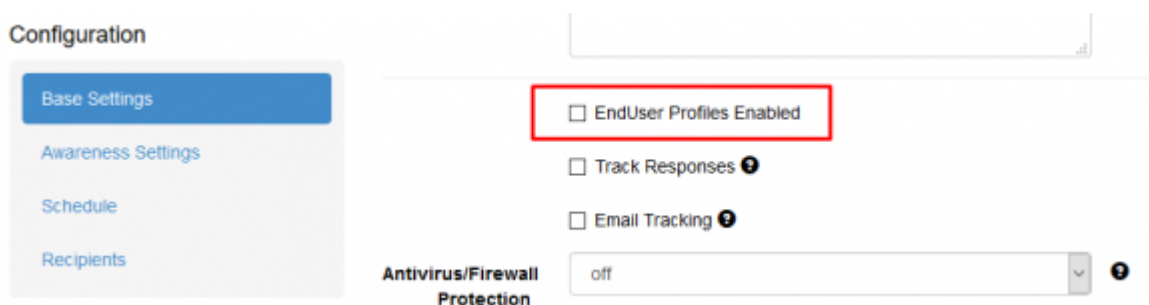


End User e-learning portal

Users might not have time to finish an awareness course right away. They have the ability to re-schedule the training (see [this WIKI](#)). But you have also the ability to create a login page for your end users where they can login and access their custom training links at any time, without the need to re-send an awareness mail.

Where to enable the e-learning end user portal?

The portal can be enabled under "Base Settings" within the campaign page:



How are the awareness users created?

LUCY automatically creates the end user login profiles for each user, that is marked to receive an awareness training within a campaign (phishing or awareness only campaign).

Automatically through the Autoupdate LDAP users feature > Import Enduser role users from AD group.

Manually through the import from LDAP (LDAP Update Preferences > Imported User default role).

LDAP Update Preferences

	<input checked="" type="checkbox"/> Autoupdate LDAP recipients
Action for new recipients	<input type="text" value="Waiting for administrator's decision"/>
Action for deleted recipients	<input type="text" value="Waiting for administrator's decision"/>
<hr/>	
	<input checked="" type="checkbox"/> Autoupdate LDAP users
Action for new users	<input type="text" value="Automatically Add"/>
Action for deleted users	<input type="text" value="Automatically Delete Inactive"/>
<hr/>	
	<input type="checkbox"/> Import Administrator role users from AD group
	<input type="checkbox"/> Import View role users from AD group
	<input type="checkbox"/> Import Supervisor role users from AD group
	<input type="checkbox"/> Import User role users from AD group
	<input checked="" type="checkbox"/> Import Enduser role users from AD group
Enduser group DN	<input type="text" value="OU=EndUsers,DC=ldapserver,DC=co"/>
Imported User default role	<input type="text" value="Enduser"/>
<hr/>	
<input type="button" value="Save"/>	

Where can a user login to e-learning portal?

The login is always created under the directory /user/ on your server. So if your server address is <https://my.lucyserver.com>, the end user e-learning portal login will be under <https://my.lucyserver.com/user/>

https://access.phishing.services/user

My Software Name Login

[your logo here]

Login

E-mail

Password [Forgot?](#)

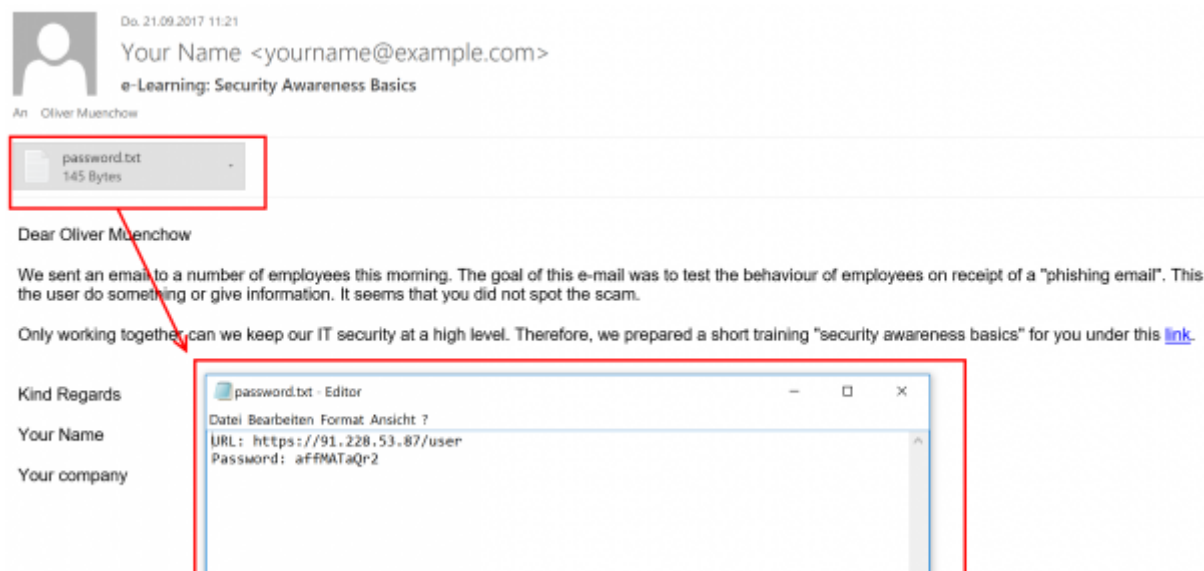
Language English ▼

Login

(c) My Copyright

How are the login credentials submitted to the user?

With the first training email sent out, the user will receive a text attachment (in case the end user training portal is enabled) that contains the link to the training portal and a password

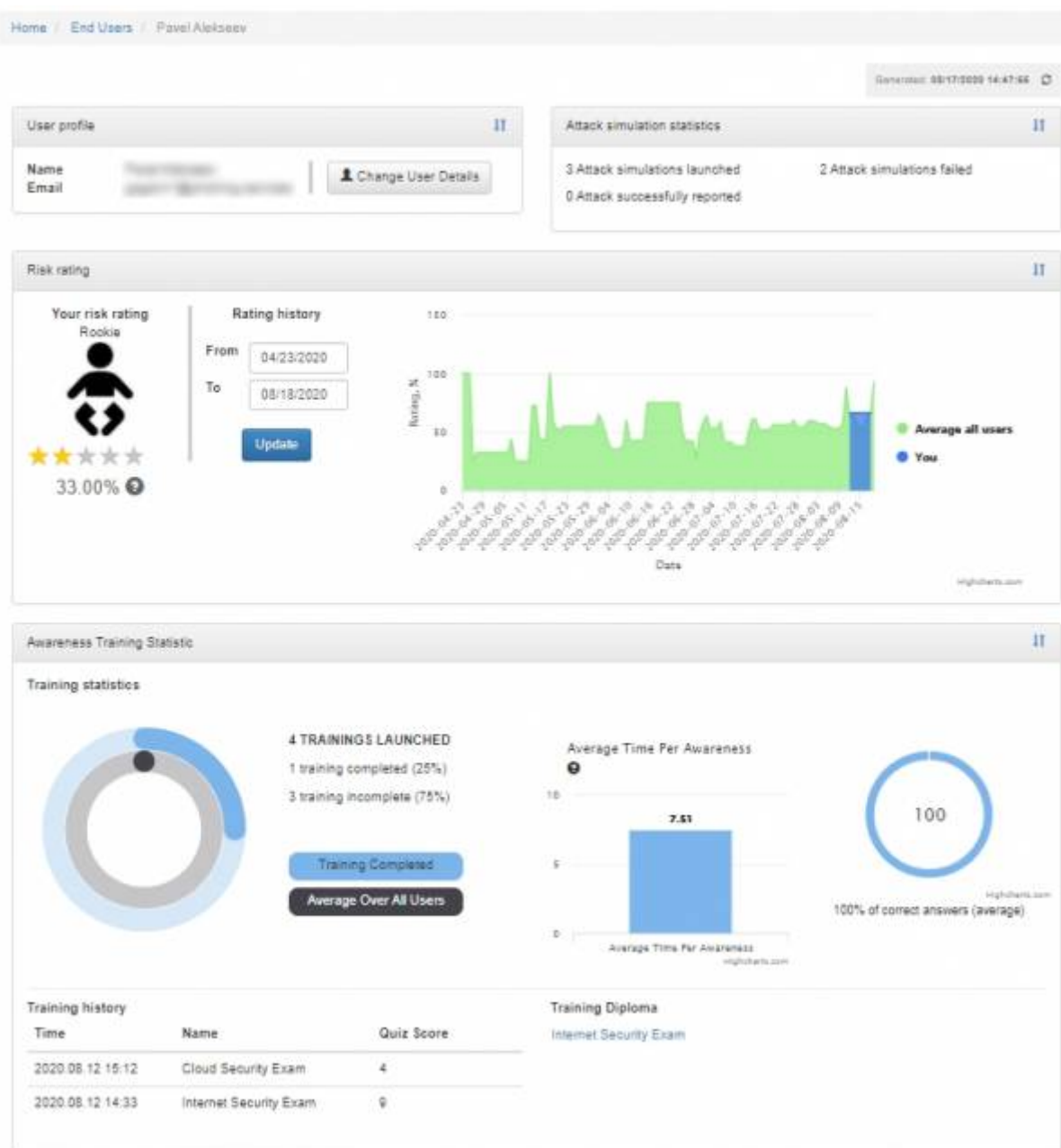


What can the user do on the e-learning end user portal page?

After the login, the user can:

- change his password
- view his training history
- view his training score
- compare his score with others

- create training certificates
- access his reputation profile
- access the custom training link (the training name is highlighted and can be accessed via browser)



How to use the portal without sending emails to the recipients?

You can customize log in endusers directly from the global awareness website page and this is possible using "Direct Login":

Summary

Statistics

Reports

Exports

Configuration

Base Settings

Awareness Settings

Schedule

Recipients

Advanced Settings

User Settings

Custom Fields

Reminders

Client

Lucy Test

Industry

N/A

Notes

Enduser Profiles Enabled

User Profile

LUCY UI Domain

Page Link

Enduser Direct Login

Track Responses

Email Tracking

Antivirus/Firewall Protection Interval

off

Allow Awareness Rescheduling

A prerequisite for direct login is the import of endusers through LDAP, you can read more about it [here](#).

Also in the basic settings of the template, the checkbox "Do not send emails" should be selected so that the email will not be sent to the endusers added in the campaign.

Home / Campaigns / Awareness Training Library / Awareness Settings / Awareness Training Library

Awareness ...

Campaign Status Not Started

Base Settings

Website

SSL Settings

Message

Mail Settings

Name

Awareness Training Library

Risk Level

0

Website Enabled

Create Awareness Training Diploma

Do not send emails

Languages

English

+ Add

Page Views

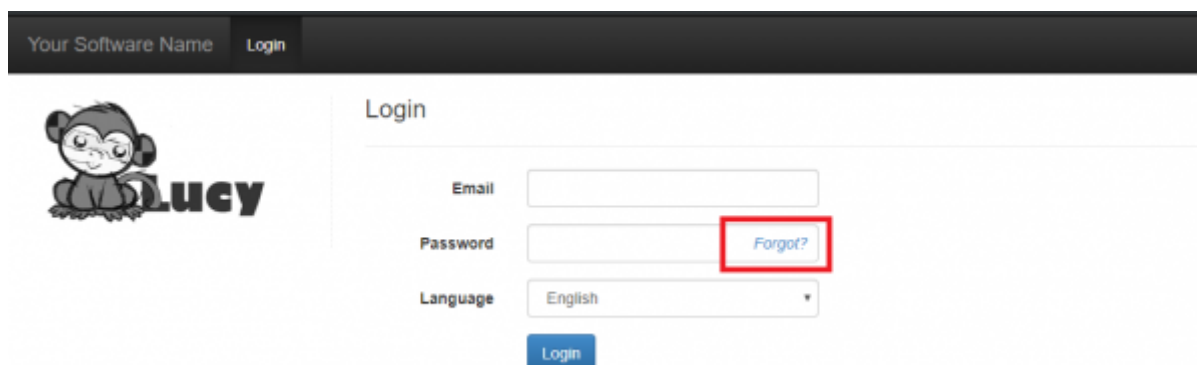
2

Save

How to resend\recreate login credentials when enduser has lost the initial email?

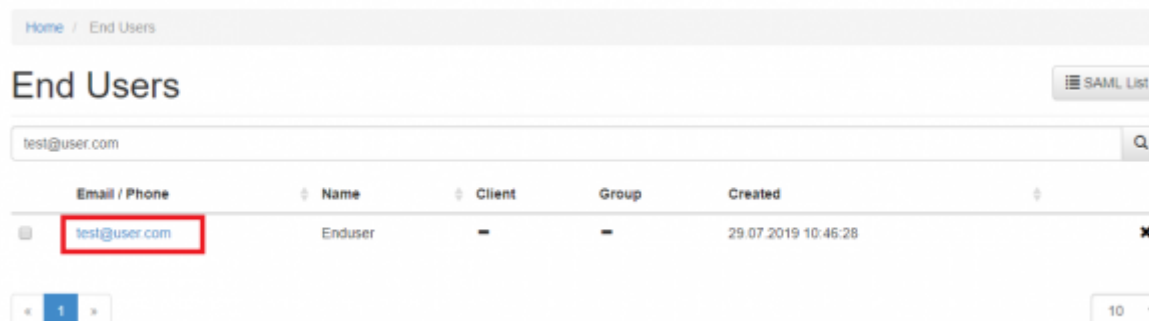
The login credentials for accessing the EndUser portal are created and sent in an awareness message. There is no way to send such data again to an existing user, however there are several alternatives:

- The user password can be reset through the enduser portal:



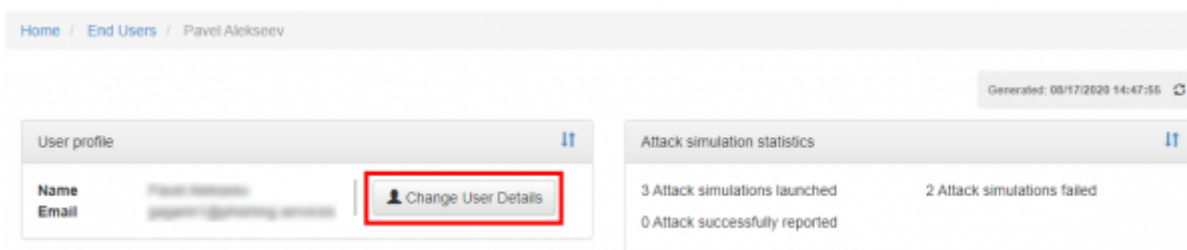
- Change the user password in the Lucy Admin console:

Navigate to the Settings menu > End Users > find the user you need to reset the password > click on the user email address to open enduser profile page:



Email / Phone	Name	Client	Group	Created
test@user.com	Enduser	-	-	29.07.2019 10:46:28

On the enduser profile page click "Change User Details" button:



Click "Change Password" and type in a new password for the user, then click "Save":

Enduser

[View end user details](#)

Email

Country Code

Phone

Two-Factor Authentication is not configured.

Name

Change Password

☐ Send password to the enduser

Current Certificate N/A

☐ Certificate Required

- Delete existing enduser account and resend awareness message. In this case Lucy automatically recreates enduser account and inserts login credentials in to the awareness message:

Home / End Users

End Users

[SAML List](#)

Email / Phone	Name	Client	Group	Created	
<input type="checkbox"/> test@user.com	Enduser	-	-	29.07.2019 10:46:28	

Your copyright goes here



Deleting enduser account will not impact on its statistics. This account only gives access to the enduser portal.

From:
<https://wiki.lucysecurity.com/> - LUCY

Permanent link:
https://wiki.lucysecurity.com/doku.php?id=end_user_e-learning_portal&rev=1566372928

Last update: **2019/08/21 09:35**

