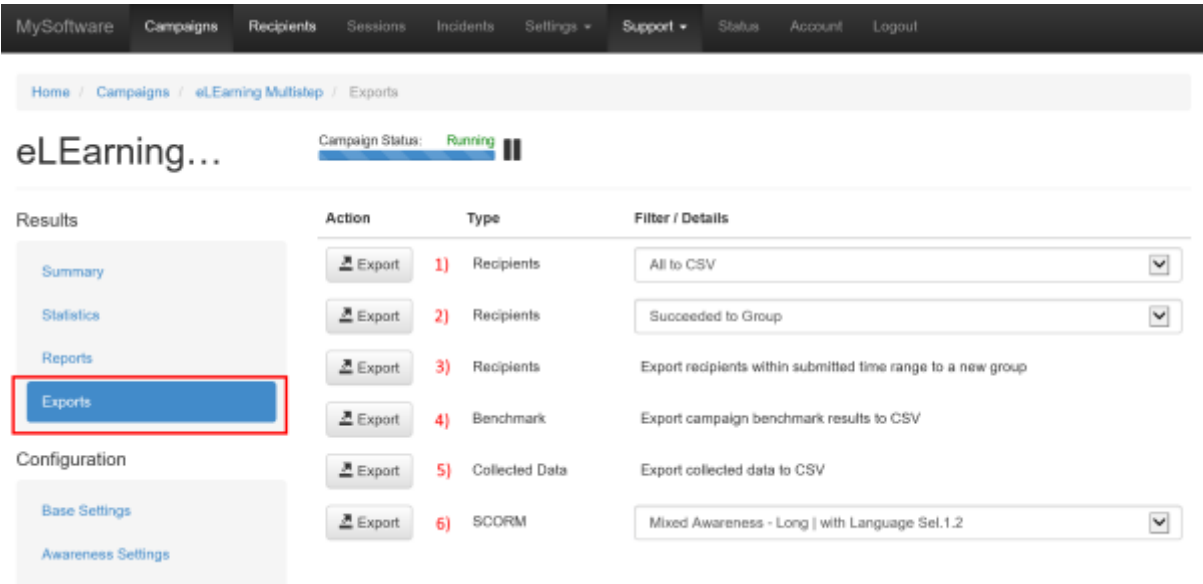
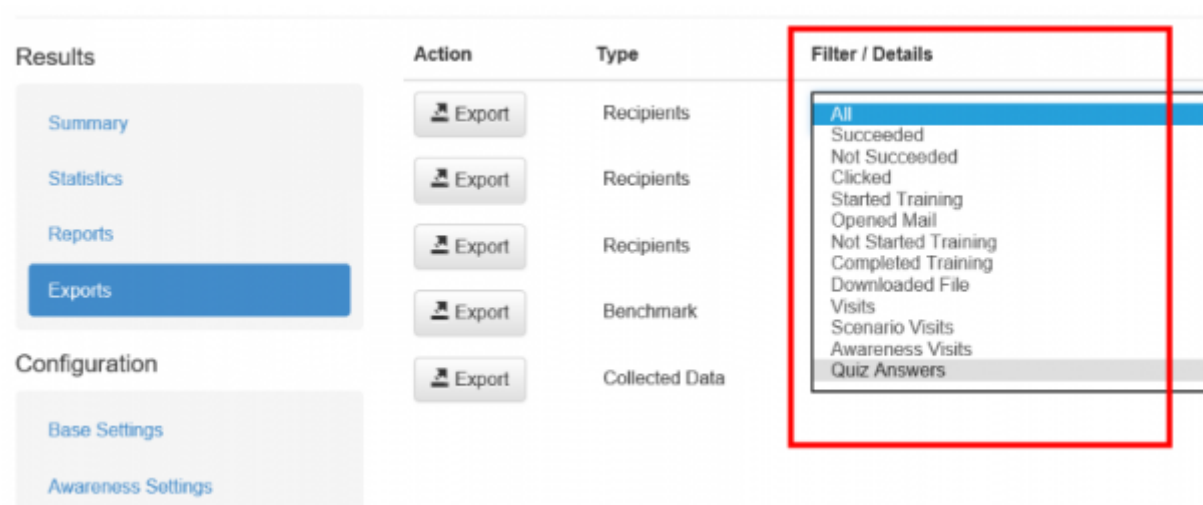


Introduction: Exporting data into groups or files

Starting with LUCY 4.0 we added a navigation item called export within the campaign overview page. The menu that opens allows you to export any campaign related data:



You can either export ALL data that gets monitored in LUCY or only specific data:

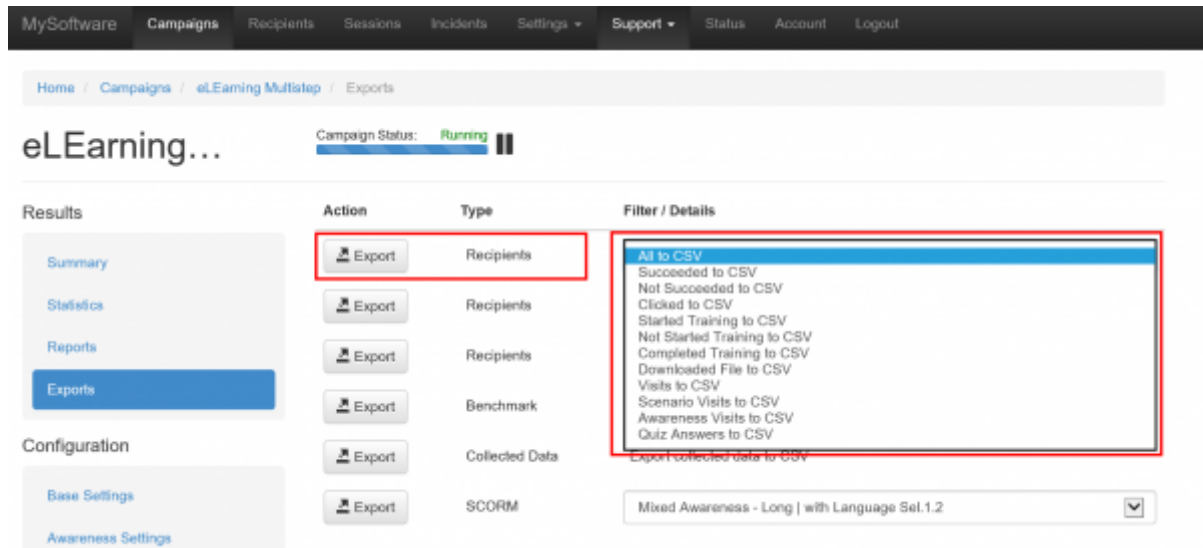


Export into CSV



Reports in the CSV format are generated using the separator specified in the Advanced Settings section. The default separator is a tabulation. Please consider this when opening CSV files - in some versions of Excel you may need to manually specify the type of separator when opening the file.

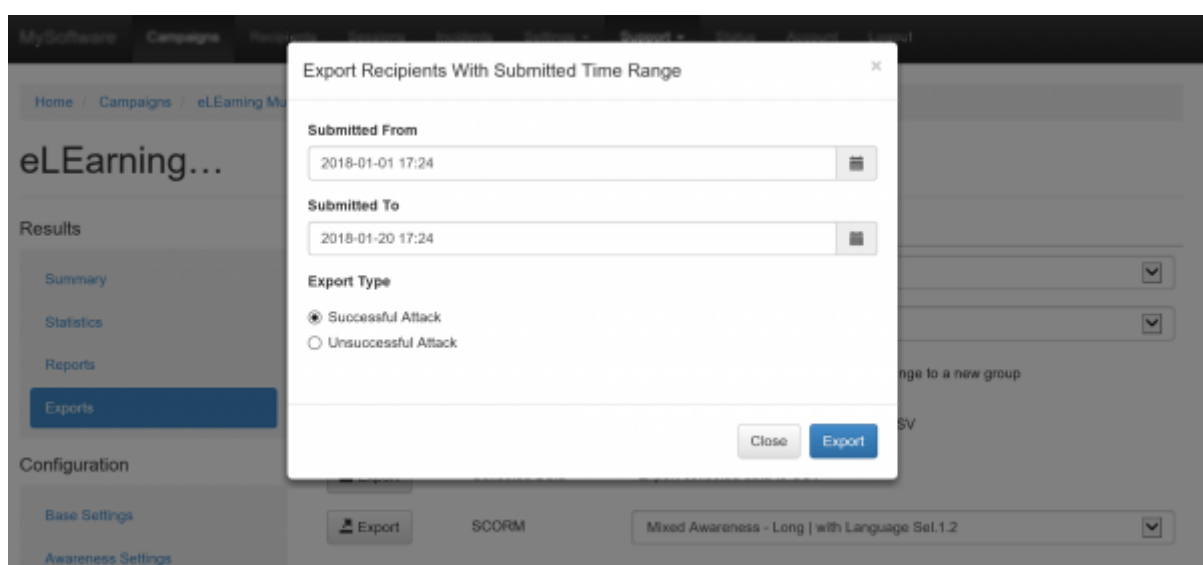
- **Export recipients to CSV (1):** allows to export recipients to a CSV file (can be opened in excel) based on different criteria



- **Export benchmarks (4):** This will export the main statistics (scenario name, number of messages_sent, mails_opened, clicks & succeeded) to a CSV. If you want to export ALL data, please use "Export recipients to CSV" and select "ALL".
- **Export collected data to CSV (5):** export the data collected (any submitted data or file uploads from malware simulations) in the campaign to a CSV

Export into groups

- **Export recipients to groups (2):** this feature allows you to create new groups. Once you click the export button LUCY will create a new group within the recipients navigation tab that contains the according users. Those groups can then be used for further specific campaigns
- **Export recipients within submitted time range to a new group (3):** using this function you can export recipients in a new group using a specific time range



Export SCORM

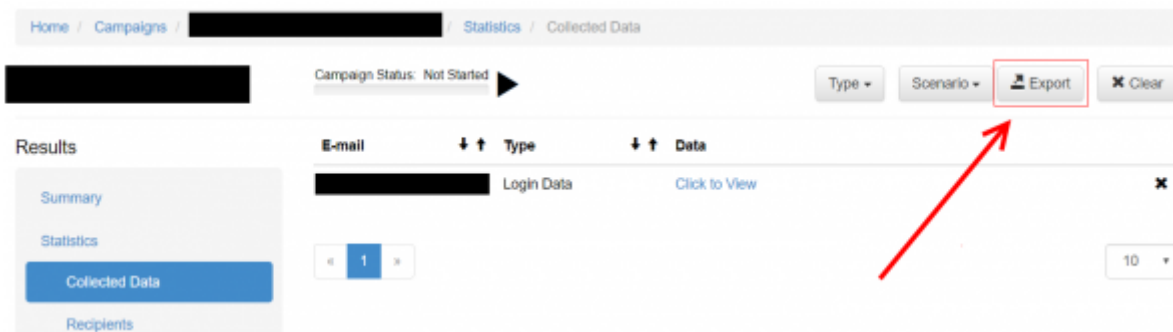
- **Export SCORM (6):** export the e-learning template used in the campaign

Alternative: Export via API

Beside manual exports, you can use also our API to fetch all data. More details [here](#)

Export Logins

All collected data can be exported. Go to statistics/collected data and then click "export:



From:
<https://wiki.lucysecurity.com/> - LUCY

Permanent link:
https://wiki.lucysecurity.com/doku.php?id=export_campaign_data&rev=1544801305

Last update: **2019/07/25 12:51**

