

LDAP Integration

LUCY > 3.2 has an LDAP API, which allows the administrator to:

- import recipients
- import users (LUCY administrators)

directly from your directory service.

Setup

To configure the LDAP connection please go in LDAP settings (Settings → LDAP Settings) and save your server and authentication details. Within the field "Server Address" you need to enter your LDAP server IP address, within the field "Server Port" you should enter TCP/UDP port for LDAP (default port 389 or port 636 for LDAPS) and if "Use Global Catalog" and "LDAP over SSL" are enabled you should use the ports 3268 and 3269. Within the field "Domain Controller" you need to enter your LDAP Server Root RDN (example: "dc=domain,dc=com") and with in the field "Login" you need to enter user RDN (example: "cn=Administrator,cn=Users").

Fields "Group Object" and "User Object" are used to filter search from the LDAP objects. Objects within "Group Object" and "User Object" fields need to be separated with a comma and one space.


You may use regular Active Directory search filters, for example:

```
((objectClass=inetOrgPerson)(objectClass=user))
```


[Lucy](#) [Campaigns](#) [Recipients](#) [Sessions](#) [Incidents](#) **Settings** [Support](#) [Status](#) [Tools](#) [User](#)

[Home](#) / [LDAP Settings](#)


LDAP Settings

☒ LDAP Integration 

Server Address

192.168.25.228 


Server Port

389 


☐ Use Global Catalog

☐ LDAP over SSL


Domain Controller

dc=LucyLDAP, dc=com 


Login

cn=Administrator, cn=Users 


Password



Group Object



User Object



Save

Your copyright goes here

Importing recipients in a group for a campaign

When you create a new recipient group you will be able to use the previously configured LDAP connection to query and import all the users/groups:

Your Company Name

Campaigns

Recipients

Sessions

Incidents

Settings

Support

Home

Recipients

*** - Sample

Import

*** - Sample

Recipients

Edit Group Name

Import

Scan

Import From

File

LDAP Server

☐ Add recipients to bound campaigns

☐ Send mails if bound campaign is running

Import File

Browse...

Import

Lucy

Campaigns

Recipients

Sessions

Incidents

Settings

Support

Status

Tools

Home

Recipients

TEST#1

Import

TEST#1

Recipients

Edit Group Name

Import

Scan

Import From

LDAP Server

☒ Update existing recipients

☐ Add recipients to bound campaigns

☐ Send mails if bound campaigns are running

☐ Add more groups

Search

Search by group or user name

Search

Reset

	Name	Email	Phone	Location
<input type="checkbox"/>	Amy Wong	amy@planetexpress.com	amy@planetexpress.com	
<input type="checkbox"/>	Bender Bending Rodriguez	bender@planetexpress.com	bender@planetexpress.com	
<input checked="" type="checkbox"/>	Philip J. Fry	fry@planetexpress.com	fry@planetexpress.com	
<input checked="" type="checkbox"/>	Hermes Conrad	hermes@planetexpress.com	hermes@planetexpress.com	
<input type="checkbox"/>	Turanga Leela	leela@planetexpress.com	leela@planetexpress.com	
<input type="checkbox"/>	Hubert J. Farnsworth	professor@planetexpress.com	professor@planetexpress.com	
<input type="checkbox"/>	John A. Zoidberg	zoidberg@planetexpress.com	zoidberg@planetexpress.com	

< 1 >

10

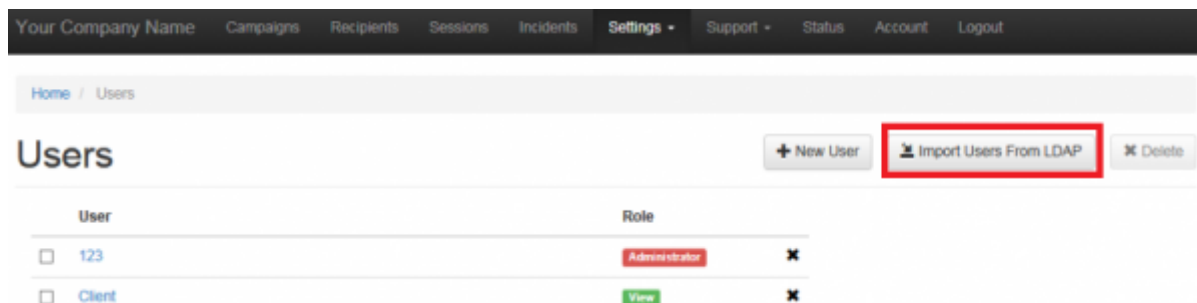
Import

LUCY will automatically match the user's attributes in the LDAP directory with the available recipient attributes in LUCY.

If "Update existing recipients" option is enabled, recipient attributes will update during LDAP import if these recipients have been imported before.

Importing users via LDAP

If you want to import users who can access LUCY using their AD account, you can go into the user settings menu (Settings > Users) and click the according button:



By default, the User role will be assigned for all imported users.

Which LDAP fields can be used?

LUCY will automatically match the user's attributes in the LDAP directory with the available recipient attributes in LUCY. Those are:

- 1.Email - Recipient's e-mail address
- 2.Name - Recipient's name
- 3.Location - Recipient's location
- 4.Phone - recipient phone number

From:
<https://wiki.lucysecurity.com/> - LUCY

Permanent link:
https://wiki.lucysecurity.com/doku.php?id=ldap_integration&rev=1555513507

Last update: 2019/07/25 12:51

