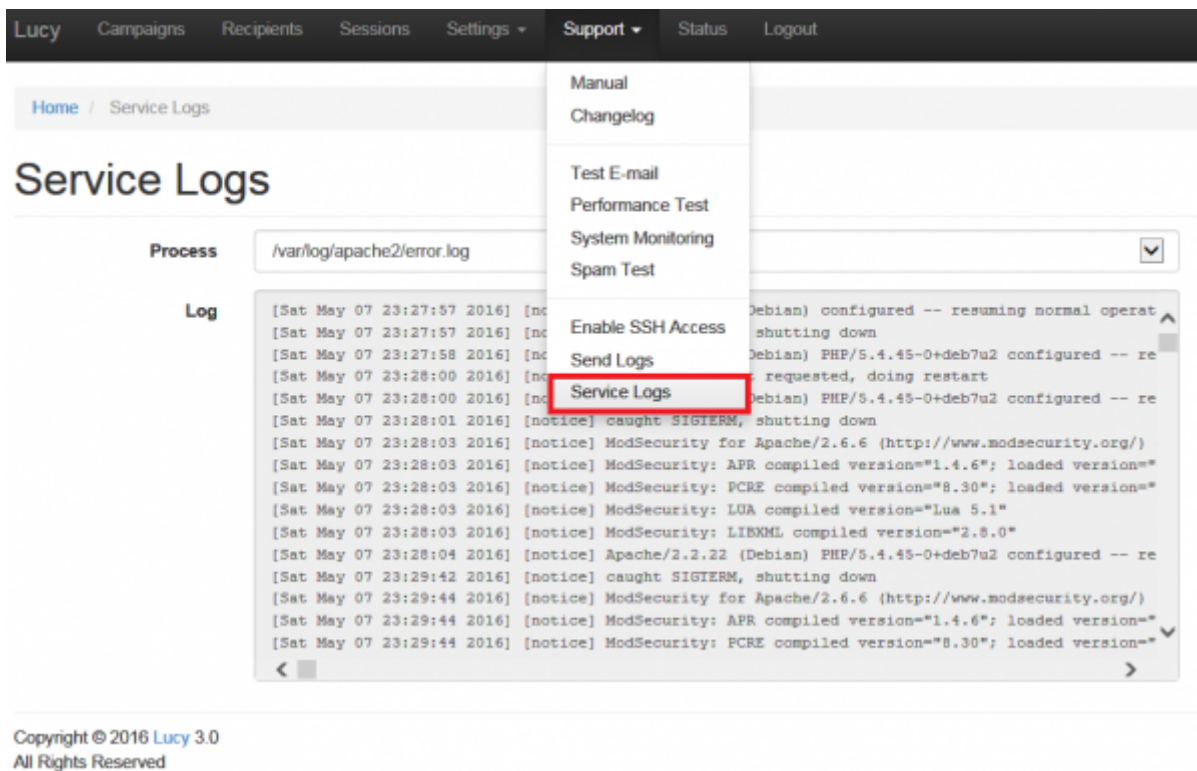


Lucy comes with various log files that can be accessed through the web gui. Here are a few examples:

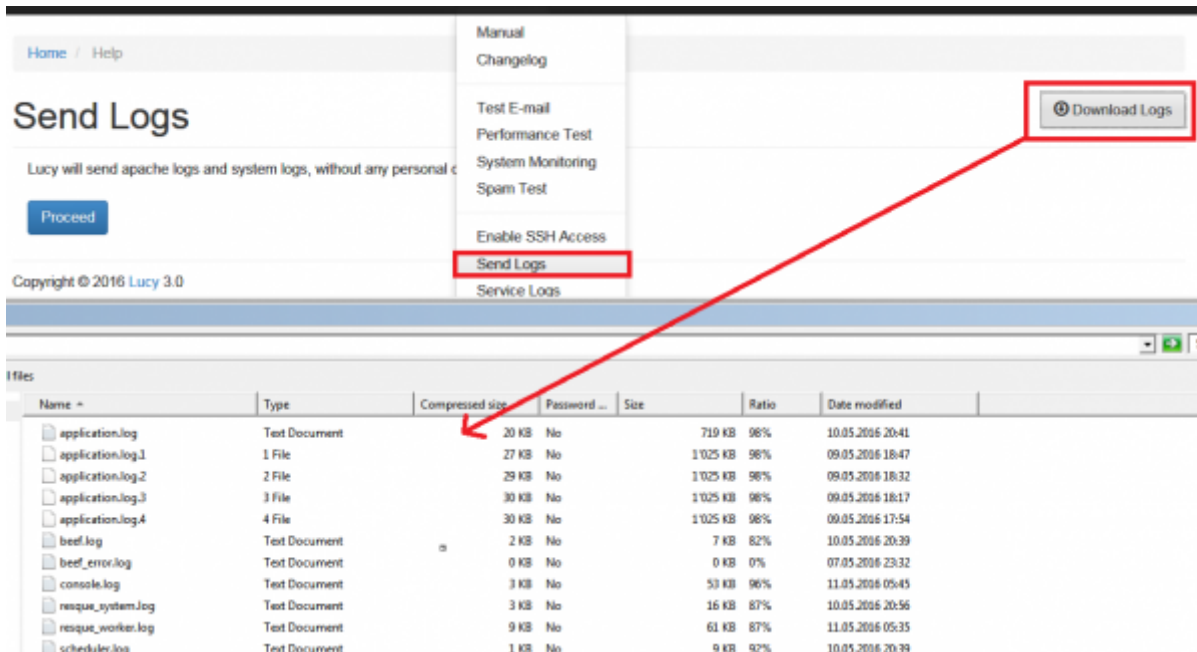
System Logs (Apache Error Log, Apache Access Log & Postfix Mail Log)

The system logs can be found under admin/help/servicelogs within the web gui.



Application Logs (Lucy specific logs)

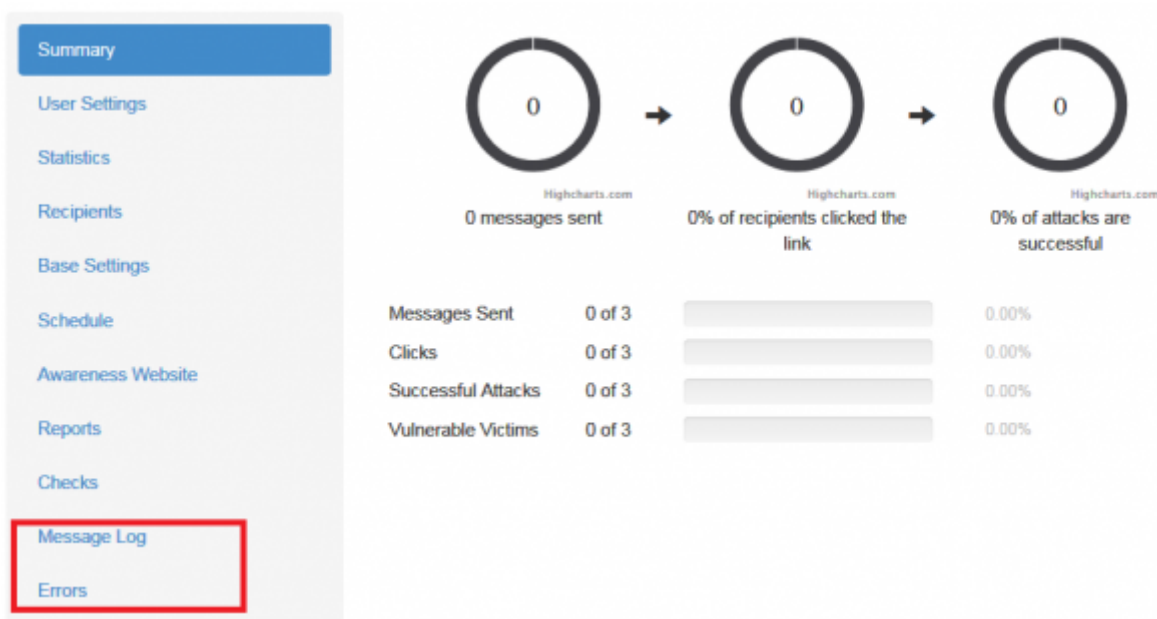
Within the [send log function](#) (admin/help/logs) you have a download button that allows you to download all LUCY related log files.



- Lucy Core Application Logs
- BeEf Status & Error Logs
- Console Logs
- Rescue System & Worker Logs
- Scheduler Logs
- System Monitoring Logs

Campaign Logs

Within the campaign you can use the dashboard with its [campaign monitoring](#) to track all activities or use the [reporting](#) to export the campaign data. Other than that you have as well some campaign specific error logs you can access:



- Message log: contains all messages that have been successfully transmitted by LUCY
- Error log: contains all errors related to the campaign specific message transmission

Status logs

Under /admin/help/status LUCY keeps track of all user activities. You can filter for a specific date range. Each activity has a link. Details are visible when you click on the link. Example:

The screenshot shows the LUCY Status page with a navigation bar at the top containing 'Your Software Name', 'Campaigns', 'Recipients', 'Sessions', 'Incidents', 'Settings', 'Support', 'Status', and 'Tools'. Below the navigation bar is a breadcrumb 'Home / Status'. The main heading is 'Status', with 'Export' and 'Clear' buttons to the right. A table lists activities with columns for Time, Message, and User. The entry '03.04.2019 08:21:11 | 1 Messages Sent | System' is highlighted with a red box. To the right of the table is a 'Filter' section with 'Type' set to 'All', 'From' and 'To' date pickers both set to '05.04.2019', and an 'Update' button. Below the filter is a 'Current User' section showing Name: N/A, Email: default@user.com, Phone: +41793637211, and Role: Administrator.

Time	Message	User
05.04.2019 23:13:36	1 Users Logged in	default@user.com
05.04.2019 22:25:50	1 Users Logged out	default@user.com
03.04.2019 18:25:50 - 04.04.2019 14:15:22	3 Users Logged in	Julia Fischer (ginger@user.com)
03.04.2019 14:58:14 - 05.04.2019 22:19:47	5 Users Logged in	default@user.com
03.04.2019 14:38:27	1 Users Logged out	default@user.com
03.04.2019 09:01:25 - 03.04.2019 14:34:20	6 Users Logged in	default@user.com
03.04.2019 08:21:11	1 Messages Sent	System
03.04.2019 08:11:52	1 Campaigns Added	default@user.com
02.04.2019 20:35:53 - 03.04.2019 06:09:46	2 Users Logged in	default@user.com
02.04.2019 16:45:38	1 Campaigns Added	default@user.com
02.04.2019 09:44:41 - 02.04.2019 16:44:03	4 Users Logged in	default@user.com
02.04.2019 09:39:40	1 Users Logged out	default@user.com
02.04.2019 07:53:43 - 02.04.2019 07:58:20	2 Users Logged in	default@user.com
01.04.2019 15:44:45	1 Users Logged out	default@user.com

The screenshot shows the LUCY Status page with the same navigation bar. The breadcrumb is 'Home / Status'. The main heading is 'Status', with a 'Clear' button to the right. The table lists activities, all with the message 'campaign deleted' and user 'System'. The entries are: '29.03.2019 20:56:34 | Demo: campaign deleted | System', '29.03.2019 20:56:34 | encl email: campaign deleted | System', '29.03.2019 20:56:34 | phish-szenario: campaign deleted | System', and '29.03.2019 20:56:34 | test 1: campaign deleted | System'. To the right of the table is a 'Current User' section showing Name: N/A, Email: default@user.com, Phone: +41793637211, and Role: Administrator. At the bottom of the table, there are pagination controls showing '1' and '100'.

Time	Message	User
29.03.2019 20:56:34	Demo: campaign deleted	System
29.03.2019 20:56:34	encl email: campaign deleted	System
29.03.2019 20:56:34	phish-szenario: campaign deleted	System
29.03.2019 20:56:34	test 1: campaign deleted	System

(c) 2019 Your Copyright Goes Here

Mail communication logs when using external mail server (mail relay)

Communication with an external mail server is logged to the /opt/phishing/runtime/resque_worker.log. If there were any errors, they are displayed in more or less details.

Example 1 of communication error:

```
[notice] [11:55:05 2019-06-27] (Job{worker} | ID: 6064cd8dsdsd396d5b84c3e21d |
AwarenessCampaignMailJob | [{"campaign":154,"id":"phish.campaign.154.awareness"}]) has finished
Failed to connect to ssl:clientserver.mail.protection.outlook.com:587 [SMTP: Failed to
connect socket: Connection timed out (code: -1, response: )] #0
/opt/phishing/versions/4.5/web/protected/jobs/ScenarioChecksJob.php(294):
MailManager::send('test@phishing.s...', Array, 'phish:9300', Object(CampaignAwareness))
#1 /opt/phishing/versions/4.5/web/protected/jobs/ScenarioChecksJob.php(881):
ScenarioChecksJob->_mailCheck(Object(CampaignScenarioCheck)) #2
/opt/phishing/versions/4.5/web/protected/jobs/ScenarioChecksJob.php(906):
ScenarioChecksJob->_runCheck('mail_check') Failed to connect to
ssl:smtp.server.mail.protection.outlook.com:587 [SMTP: Failed to connect socket:
php_network_getaddresses: getaddrinfo failed: Name or service not known (code: -1,
response: )] #0 /opt/phishing/versions/4.5/web/protected/jobs/ScenarioChecksJob.php(294):
MailManager::send('test@phishing.s...', Array, 'phish:8153', Object(CampaignAwareness)) #1
/opt/phishing/versions/4.5/web/protected/jobs/ScenarioChecksJob.php(881):
ScenarioChecksJob->_mailCheck(Object(CampaignScenarioCheck)) #2
/opt/phishing/versions/4.5/web/protected/jobs/ScenarioChecksJob.php(906):
ScenarioChecksJob->_runCheck('mail_check') Example 2:
```

```
[notice] [14:24:29 2019-06-18] Starting work on (Job{worker} | ID:
ca6254f0362b003ad8b63a6b3c3159d1 | PostfixJob | [{"campaign":114,"id":"phish.smtp.postfix"}])
[notice] [14:24:31 2019-06-18] (Job{worker} | ID: ca6254f0362b003ad8b63a6b3c3159d1 | PostfixJob
| [{"campaign":114,"id":"phish.smtp.postfix"}]) has finished [notice] [14:24:31 2019-06-18] Starting
work on (Job{worker} | ID: 26425557e3b7b740a1476276a1854e34 | AwarenessCampaignMailJob |
[{"campaign":114,"id":"phish.campaign.114.awareness"}]) PHP Error[8]: Undefined variable:
php_errormsg
```

in file /usr/share/php/Net/Socket.php at line 196

```
#0 /usr/share/php/Net/SMTP.php(440): Net_Socket->connect() #1 /usr/share/php/Mail/smtp.php(385):
Net_SMTP->connect() #2 /usr/share/php/Mail/smtp.php(271): Mail_smtp->getSMTPObject() #3
/usr/share/php/Mail/smtp.php(258): Mail_smtp->send_or_fail() #4
/opt/phishing/versions/4.5/web/protected/components/MailManager.php(131): Mail_smtp->send() #5
/opt/phishing/versions/4.5/web/protected/components/CampaignAwarenessManager.php(748): send()
#6 /opt/phishing/versions/4.5/web/protected/components/CampaignAwarenessManager.php(777):
CampaignAwarenessManager->_prepareAndSendEmail() #7
/opt/phishing/versions/4.5/web/protected/jobs/AwarenessCampaignMailJob.php(90):
CampaignAwarenessManager->sendAwarenessEmail() #8
/opt/phishing/versions/4.5/web/protected/vendor/chrisboulton/php-resque/lib/Resque/Job.php(198):
AwarenessCampaignMailJob->perform() #9
/opt/phishing/versions/4.5/web/protected/vendor/chrisboulton/php-
resque/lib/Resque/Worker.php(243): Resque_Job->perform() #10
/opt/phishing/versions/4.5/web/protected/vendor/chrisboulton/php-
resque/lib/Resque/Worker.php(205): Resque_Worker->perform() #11
/opt/phishing/versions/4.5/web/protected/vendor/bin/resque(127): Resque_Worker->work() #12
/opt/phishing/versions/4.5/web/protected/commands/ResqueCommand.php(28): include() #13
/opt/phishing/versions/4.5/web/protected/components/ConsoleCommand.php(93):
ResqueCommand->runUnlocked() #14
/opt/phishing/versions/4.5/web/protected/framework/console/CConsoleCommandRunner.php(71):
ResqueCommand->run() #15
/opt/phishing/versions/4.5/web/protected/framework/console/CConsoleApplication.php(92):
```

```
CConsoleCommandRunner→run() #16
/opt/phishing/versions/4.5/web/protected/framework/base/CApplication.php(180):
CConsoleApplication→processRequest() #17
/opt/phishing/versions/4.5/web/protected/framework/yiic.php(33): CConsoleApplication→run() #18
/opt/phishing/versions/4.5/web/protected/yiic.php(13): require_once() #!/usr/bin/env php
```

Successfully sent emails are not logged in details, it is a simple "AwarenessCampaignMailJob" record that indicate the email has been successfully sent:

```
[notice] [14:34:18 2019-06-21] Starting work on (Job{worker} | ID:
eed90cc4a2048479e59df3353481041f | AwarenessCampaignMailJob |
[{"campaign":151,"id":"phish.campaign.151.awareness"}]) [notice] [14:34:19 2019-06-21]
(Job{worker} | ID: eed90cc4a2048479e59df3353481041f | AwarenessCampaignMailJob |
[{"campaign":151,"id":"phish.campaign.151.awareness"}]) has finished
```

From:
<https://wiki.lucysecurity.com/> - **LUCY**

Permanent link:
https://wiki.lucysecurity.com/doku.php?id=log_files_in_lucy&rev=1562259178

Last update: **2019/07/25 12:51**

