















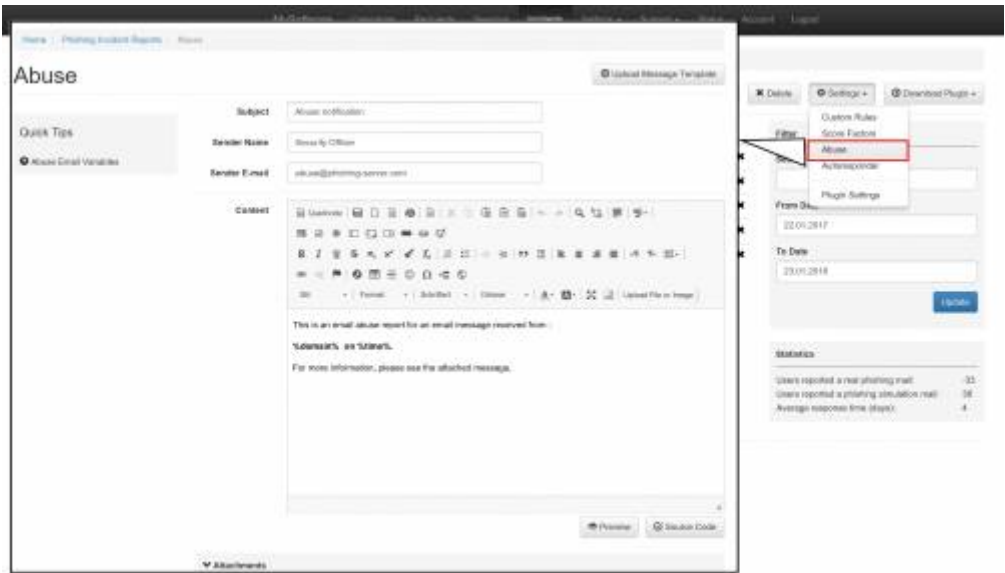
Threat Mitigation

The threat mitigation allows a LUCY admin to report reported phishing mails to according abuse contact of the provider's originating IP address taken from the message header. You can click on the mail symbol within the incident center to initiate the sending of the report:

Statistics ▾

<input type="checkbox"/>	Time	Email	Client	Campaign	Score	Status	
<input type="checkbox"/>	06/17/2020 15:17	test.spam@gmail.com	A	5522 (1)	0.00	Simulation	<input checked="" type="checkbox"/>   
<input type="checkbox"/>	06/17/2020 14:06	test.spam@gmail.com	N/A	N/A	10.00	Open	   
<input type="checkbox"/>	06/17/2020 14:06	test.spam@gmail.com	N/A	N/A	10.00	Open	   
<input type="checkbox"/>	06/17/2020 14:07	test.spam@gmail.com	N/A	N/A	10.00	Open	  

The email send to the abuse contact of the provider can be edited within the incident settings:



The abuse report can contain the following variables:

- %domain% — Domain or IP
- %email% — actual Email
- %time% — Tim

Default abuse template

LUCY comes with a default abuse template, which should be customized by the admin:

Last update: **2019/07/25 12:51**

