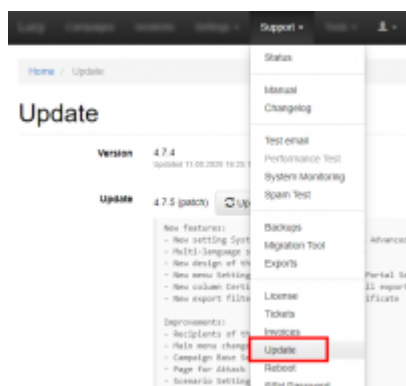


Where to Find the Update

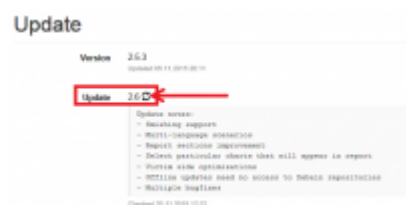
The Update feature can be found under "Settings/Update".



How to Perform an Update?

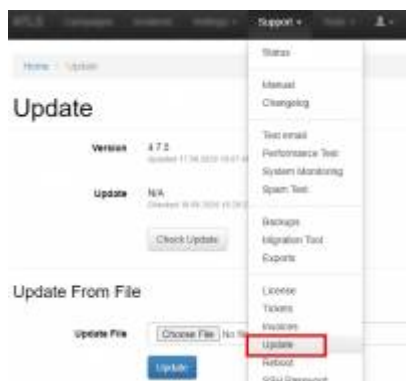
LUCY can be updated in two ways:

- **Manual update:** This feature may be helpful for clients that run LUCY without access to the internet. The updated file can be provided by us on request.
- **Automatic Update:** By clicking the Update symbol, you can initiate the update process.



Where can you start the update process?

LUCY can be updated through the web console:



IF LUCY is able to connect to the internet, it will automatically tell you, if a newer version is available. If there is a newer version out there, but LUCY shows you n/a in the Update field, please make sure that:

- LUCY is able to connect to our Update Server via Port 80.

- You are running a Commercial Edition.

Note: Even the smallest Commercial Edition (100 User License with Max 50 campaigns for \$50 USD) gives you full access to the Update feature.

Which servers/protocols are used during the update?

In order for the update to work, LUCY needs to be able to connect to the internet via HTTP to our Update server. In LUCY versions < 2.3, we need to be able to communicate with certain Debian repositories via FTP/HTTP.

Does the Update also include the operating system?

Yes. When clicking the Update button all updates for the application, Apache, database and the underlying operating system are done. Prior to version 2.3, LUCY needs to communicate with certain DEBIAN repositories in order to do that. In v 2.4 and higher, LUCY will compile all updates including the DEBIAN files from a centralized DEBIAN mirror operated on our LUCY Update server.

Will the update affect a running campaign?

The update will not affect data from previous campaigns, but an update should never be done while there is an active campaign running.

Do you need to restart the server after an update?

Usually not. Although we have experienced in the past, a few cases where a restart of the server solved some minor issues after an update. LUCY can be restarted within the python based Setup Menu.

Does LUCY need an internet connection to be able to update?

Only if there is an internet connection, can LUCY check for new updates. However, in the case that you are running LUCY in an environment with no internet connection, you are able to get an update file from us directly. This update file can then be uploaded to your LUCY server.



The screenshot shows the LUCY Update interface. At the top, there's a 'Home / Update' breadcrumb. Below it, the 'Update' section displays the current version as 4.7.3 and the update status as 'NEW'. A 'Check update' button is visible. The 'Update From File' section is highlighted with a red box and contains an 'Update file' label, a 'Choose File' button, and a 'No file chosen' text. An 'Update' button is located at the bottom of this section.

What update types are available for the community edition?

There are two type of updates:

- **Security Updates/Patch:** Those updates are available for all users including Community Edition users.
- **Product Updates:** Product updates are only available for Commercial Licenses.

Troubleshooting

- I pushed the "Update" button but the page keeps saying "Updating" without changing: Sometime the page does not refresh after an update automatically. In this case, if you see an update still in progress after 10 minutes, please refresh the page manually.
- I know there is a new hotfix (like 2.5.3) but I don't see any new updates: It can take up to 5 minutes after an update to get the new update list from the centralized update server. Please come back in a few minutes and refresh the Update site to see if there are any further updates available.
- I press the update but nothing happens: please refresh the site. If the update has not been applied: try again

From:

<https://wiki.lucysecurity.com/> - LUCY

Permanent link:

https://wiki.lucysecurity.com/doku.php?id=updating_lucy&rev=1465282756

Last update: **2019/07/25 12:50**

