


LUCY allows you to upload any content (ppt, xls, doc, pdf etc) into your awareness template. We already have a sample awareness template that allows the user to view a presentation in a browser. You can find it by searching for ppt (1) in the awareness template section:

Awareness Templates

1 ppt

List View Grid View Name ▼

**Hand out: Comprehensive security course (PDF/PPT)**

Topics in this course include "SHOULDER SURFING", "PORTABLE MEDIA ATTACKS", "VISHING (COLD CALLING)", "CLEAR DESK POLICY", "PHYSICAL SECURITY", "VISITORS AND IN-PERSON INTERACTION", "SOCIAL ENGINEERING", "PASSWORD SECURITY", "SECURE BROWSING", "SECURE SOCIAL NETWORKING", "USING PUBLIC WI-FI'S", "MOBILE SECURITY". The PDF is embedded in this static web page. The PowerPoint template is located within this template folder. You can download it: click on the left navigation item "content template" --> select the button "upload file or image" within the editor pane --> click "search server" to access the file manager in LUCY --> click "download." After you make desired changes to the word file, please save it as a PDF with the name "info.pdf" and upload back to your LUCY instance using the file manager within this template. All content is 100 % customizable. Duration: 60-80 Minutes | Skill Level: Medium | Audience: All | Interactive: No

08.07.2019 10:12:43

Edit Preview Website ▼ Preview email ▼

The template allows the user to load a presentation or PDF file in the web browser:

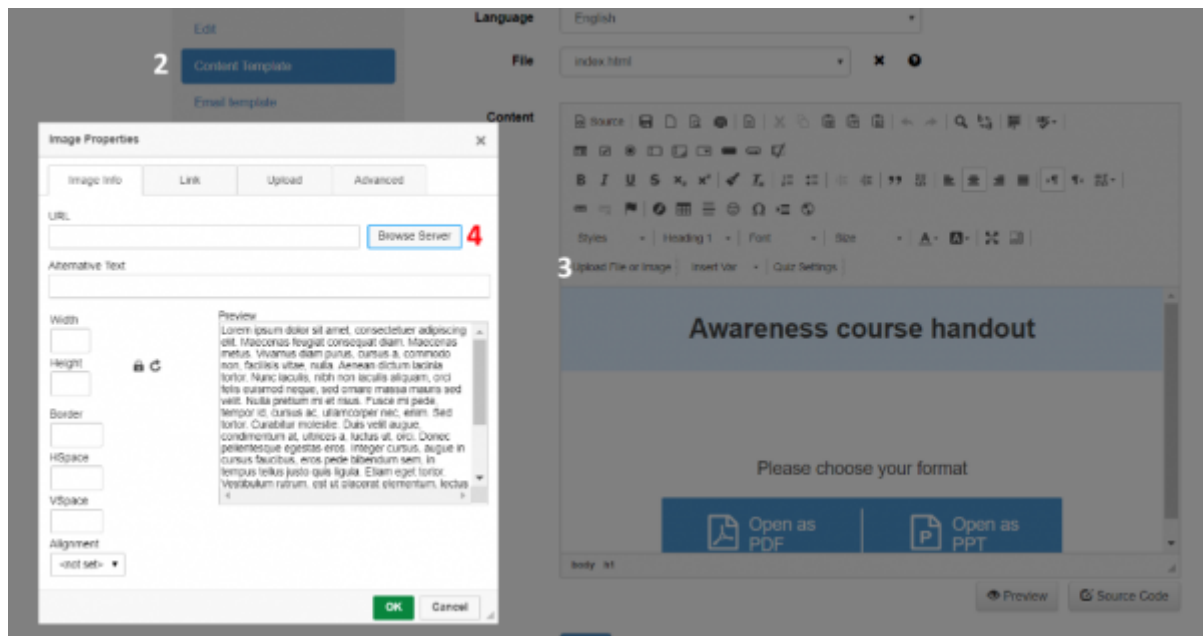
Awareness course handout

Please choose your format

 Open as PDF

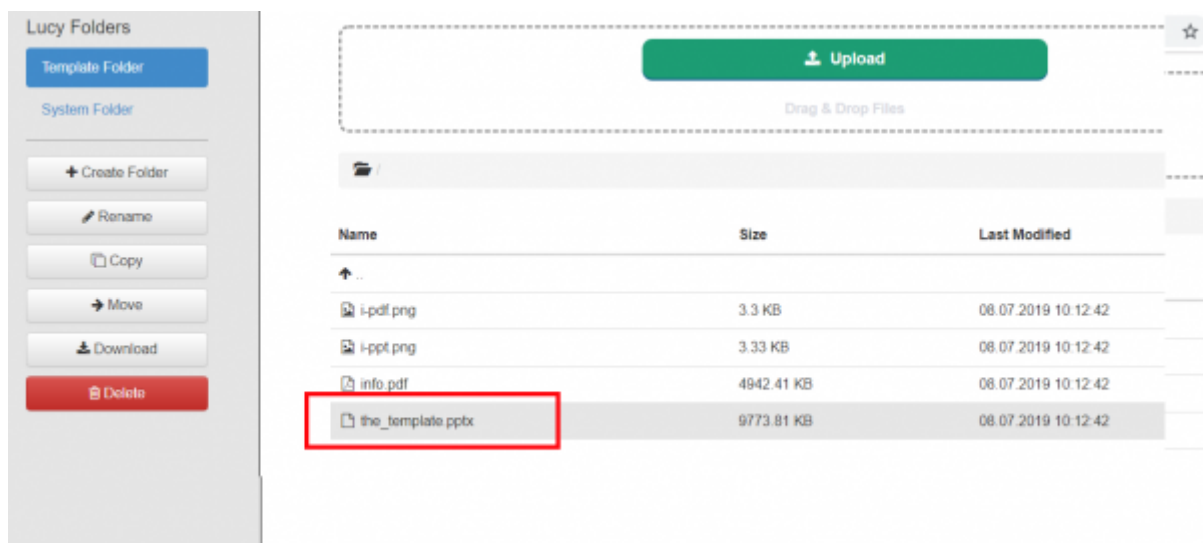
 Open as PPT

In order to upload your own presentation, you can use the existing template (or create a copy of the template):



- (2) Open the template, then go to "content template" navigation menu to the right
- (3) Click on "Upload File or Image"
- (4) Click on "Browser Server"

Now upload your own presentation (use the same name as the one in the template folder or change the name in the source code under index.html in case you want to use a different name):



The following screenshots illustrate how to change the document that needs to get loaded in the index.html source:

Edit

Content Template

Email template

Quick Tips

- Awareness Website Variables
- Create Custom Video

Language English

File index.html

Content

Source

```
</head>
<body>
<h1>Awareness course handout</h1>

<p>Please choose your format</p>

<div class="buttons">
<div class="wrap"><a href="/admin/awareness-template/606/content/11/file/info.pdf"><span>Open as<br />
PDF</span></a> <span class="as">insert:</span></span> <a href="/admin/awareness-
template/606/content/11/file/the_template.pptx"><span>Open as<br />
PPT</span></a></div>
</div>
</body>
</html>
```

Preview
Source Code

From:
<https://wiki.lucysecurity.com/> - **LUCY**

Permanent link:
https://wiki.lucysecurity.com/doku.php?id=upload_a_powerpoint_presentation_in_an_awareness_template

Last update: **2019/07/25 12:49**

