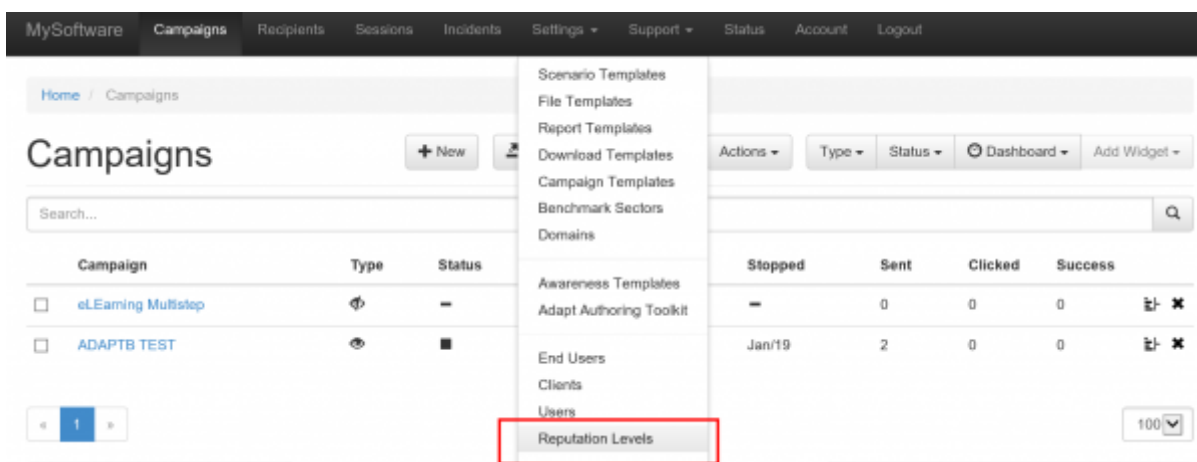


# Background Info

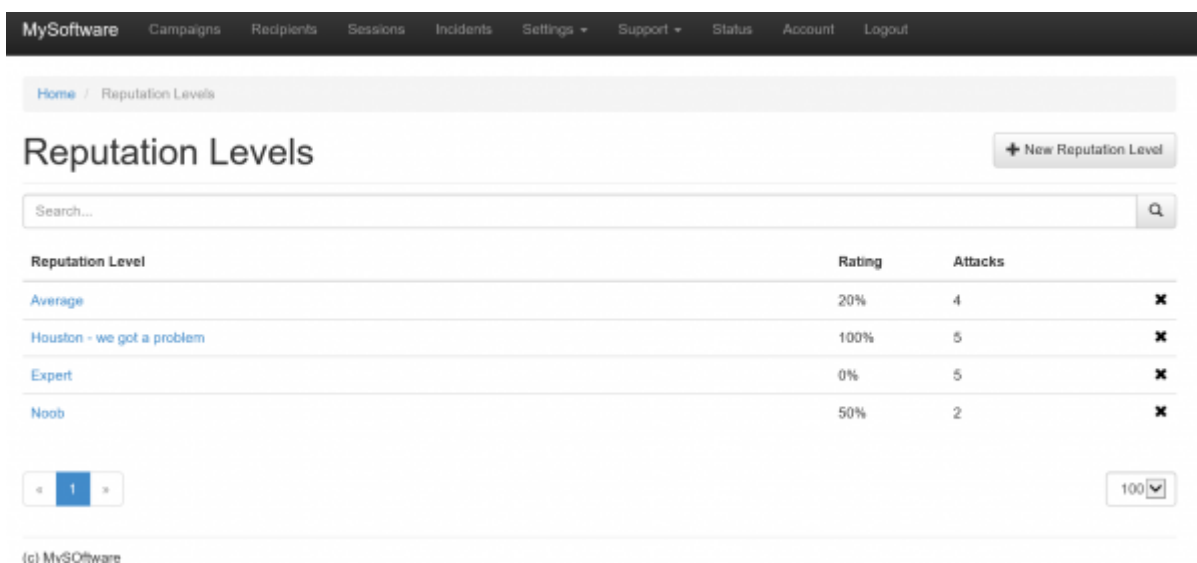
The user reputation level is a score that gives every user a specific profile based on the number of successful phishing simulations performed against this user. If a user gets a phishing simulations and doesn't fall for it, the level will be 100 (means that the user spotted 100 % of the phishing simulations). So if a user gets 10 phishing simulations, and submits only in 1 simulation a password, the rating is 90%.

# Configuration

The profiles can be configured under the according menu in the settings:



You can create different profiles. Each profile can have its own settings which are used to determine, what the reputation type is:



The reputation profile also allows you to use a picture (100 x 100 px).

MySoftware Campaigns Recipients Sessions Incidents Settings Support Status Account

Home / Reputation Levels / Noob


# Noob

Name

Min. Number of Attacks

Min. Rating, %

Icon




This picture will then appear on the statistics recipient page as well in the awareness end user section:

MySoftware Campaigns Recipients Sessions Incidents Settings Support Status Account Logout

Home / End Users / Oliver, Muenchow

# Oliver, Muenchow

## Reputation



**Noob**

Attacked	64
Success	15
Trained	7
Reported Mails	6

★★★★★

## Available Trainings

- Avoid & Recognize Phishing Attacks (V 2.2)

## Training History

Time	Name	Quiz Score
2017.11.08 15:53 — 2017.11.08 15:54	Mixed eLearning (short   video tracking   v. 2.0)	0
2017.10.15 08:33 — 2017.10.15 08:34	Mixed eLearning (short   video tracking   v. 2.0)	7
2017.10.14 17:21 — 2017.10.14 17:21	Mixed eLearning (short   video tracking   v. 2.0)	0
2017.10.14 16:11 — 2017.10.14 16:12	Mixed eLearning (short   video tracking   v. 2.0)	7
2017.10.12 13:14 — 2017.10.12 13:14	Mixed eLearning (short   video tracking   v. 2.0)	1
2017.10.11 16:11 — 2017.10.11 16:11	Mixed Awareness - Long Version (Version 2.1)	1
2017.10.11 12:22 — 2017.10.11 12:22	Mixed eLearning (short   video tracking   v. 2.0)	0
2017.10.10 16:08 — 2017.10.10 16:08	General Security Awareness Course (Version 2.2)	0
2017.10.06 11:12 — 2017.10.06 11:13	General Security Awareness Course (Version 2.2)	1

# Default levels

Starting with 4.4, LUCY has 3 default reputation levels saved. They are visible within the recipient stats as soon as the end user profiles are enabled.

**Reputation Levels**

Reputation Level	Rating	Attacks
Expert	90%	10
Advanced	60%	3
Rookie	0%	0

**Recipient Profile: oliver test**

OS: Windows 10, Browser: Chrome 70, IP: 192.168.1.125

**Reputation Level: Rookie**

Attacked:	0
Success:	0
Trained:	0
Reported:	0

From: <https://wiki.lucysecurity.com/> - LUCY

Permanent link: [https://wiki.lucysecurity.com/doku.php?id=user\\_reputation&rev=1542287328](https://wiki.lucysecurity.com/doku.php?id=user_reputation&rev=1542287328)

Last update: 2019/07/25 12:50

