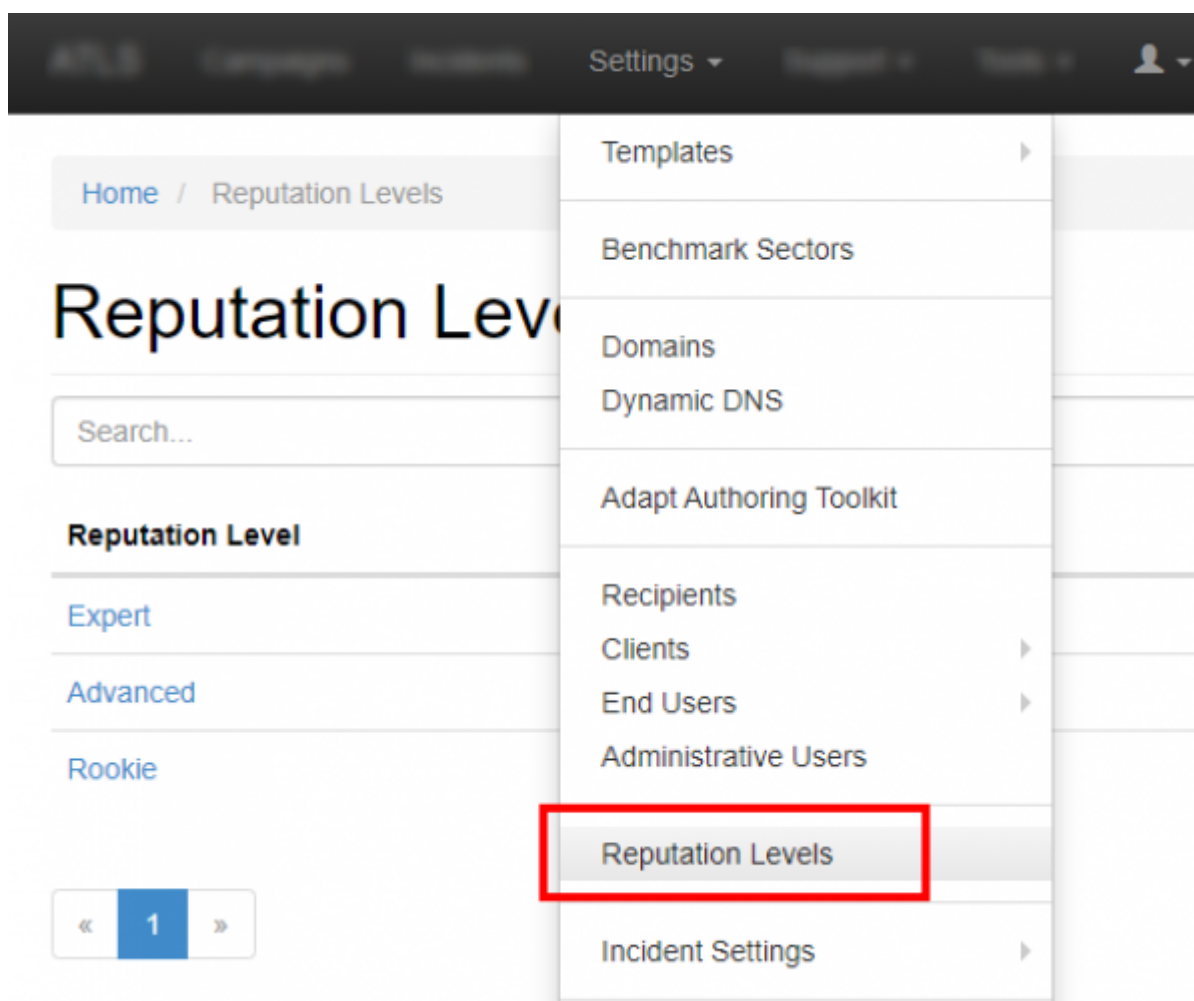


## Background Info

The user reputation level is a score that gives every user a specific profile based on the number of successful phishing simulations performed against this user. If a user gets a phishing simulations and doesn't fall for it, the level will be 100 (means that the user spotted 100 % of the phishing simulations). So if a user gets 10 phishing simulations, and submits only in 1 simulation a password, the rating is 90%.

## Configuration

The profiles can be configured under the according menu in the settings:



You can create different profiles. Each profile can have its own settings which are used to determine, what the reputation type is:

Home / Reputation Levels

Reputation Levels

New Reputation Level

Search...

Reputation Level	Rating	Attacks	
Average	20%	4	x
Houston - we got a problem	100%	5	x
Expert	0%	5	x
Noob	50%	2	x

<1>

100

The reputation profile also allows you to use a picture (100 x 100 px).

Home / Reputation Levels / Rookie

Rookie

Name

Rookie

Min. Number of Attacks

0

Min. Rating, %

0

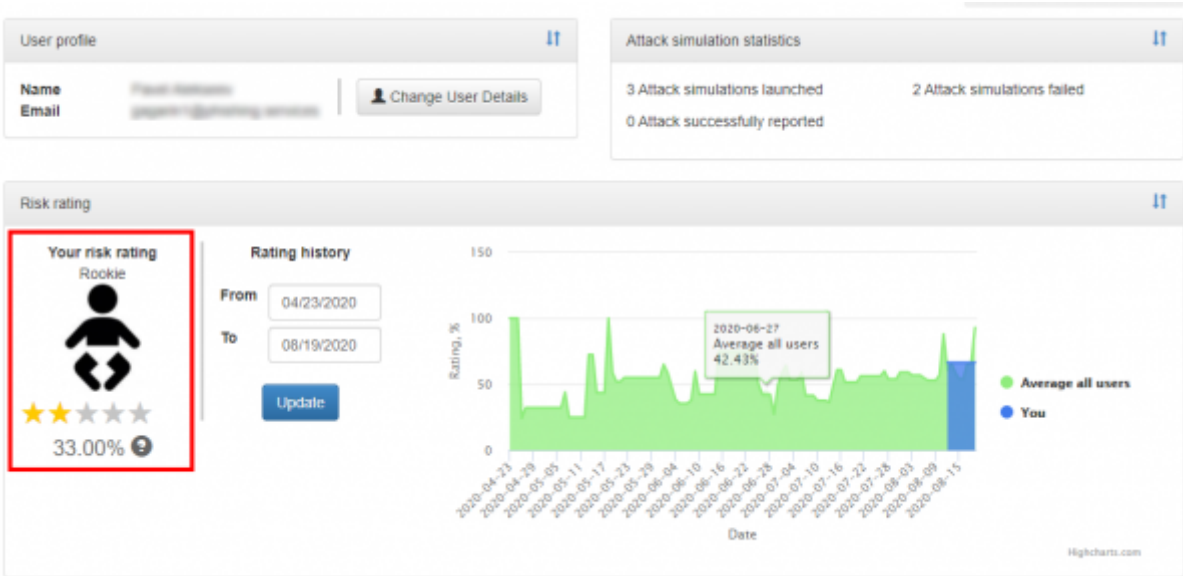
Icon

Choose File

No file chosen

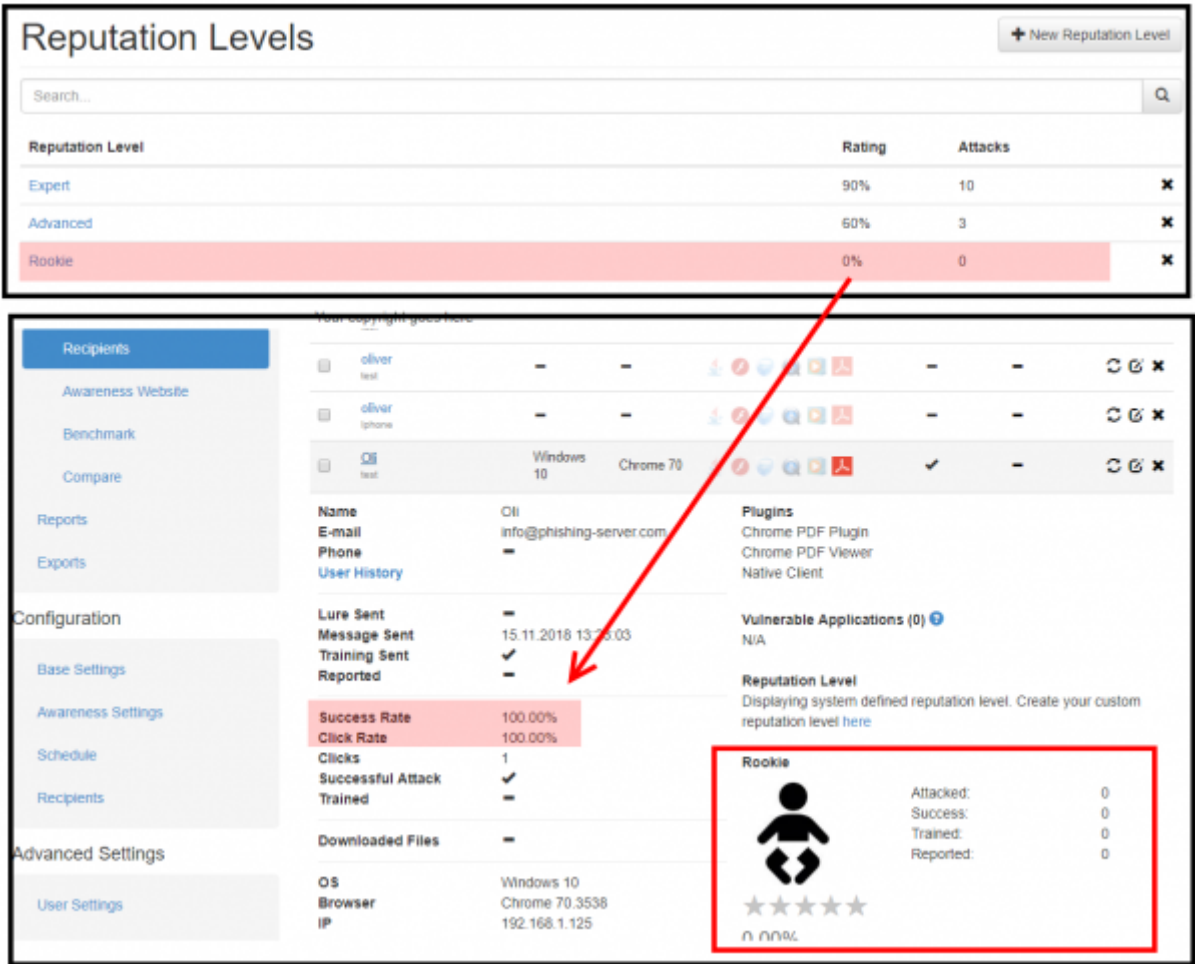
Save

This picture will then appear on the statistics recipient page as well in the awareness end user section:



Default levels

Starting with 4.4, LUCY has 3 default reputation levels saved. They are visible within the recipient stats as soon as the end user profiles are enabled.



From:

<https://wiki.lucysecurity.com/> - **LUCY**

Permanent link:

[https://wiki.lucysecurity.com/doku.php?id=user\\_reputation&rev=1564051797](https://wiki.lucysecurity.com/doku.php?id=user_reputation&rev=1564051797)

Last update: **2019/07/25 12:49**

