

Introduction


LUCY's licensing model includes the possibility to resell the software or use a commercial license to test external companies. Therefore, we offer the possibility to adapt the software's visual appearance in a few areas:

- Custom LOGO
- Custom Copyright
- Custom Software Name
- Custom Admin Path
- Custom Error Pages
- Custom Client Logins
- Custom Manual Page/Link

Settings Details

- **Custom Manual Page/Link:** By default the LUCY admin or view only user will have access to the LUCY WIKI. If you don't want to expose the WIKI or create your own web based manual with your corporate design, you can go to the advanced settings and define a link to your manual (example: <http://yourserver.com/manual.com>).
- **Custom logo and copyright info on the login page & dashboard:** You have the ability to upload your custom logo & copyright info to the login page or dashboard.

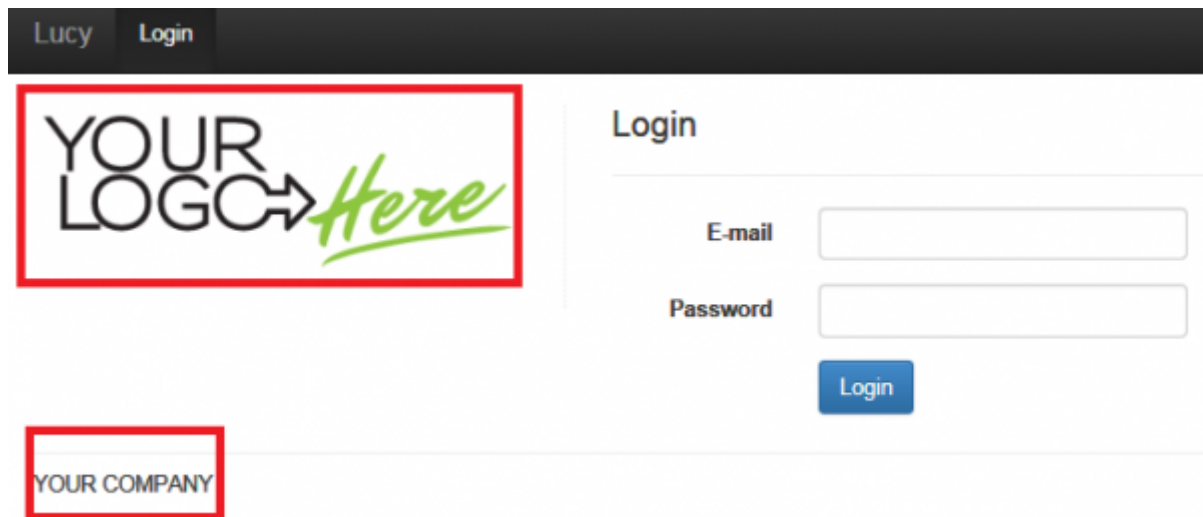
Logo



[Upload Image](#)
[Delete Image](#)

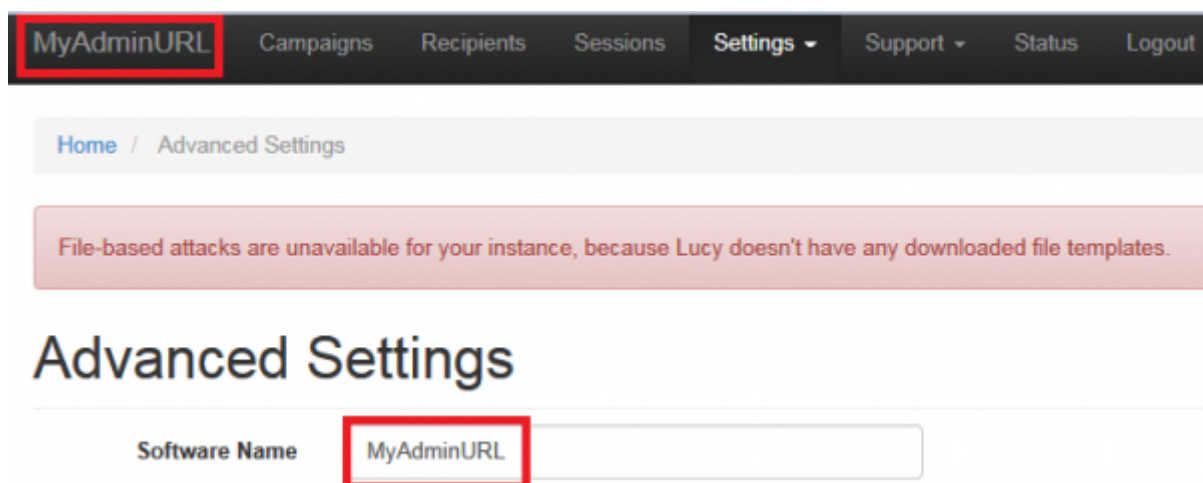
Copyright

Copyright is unavailable for your type of license.



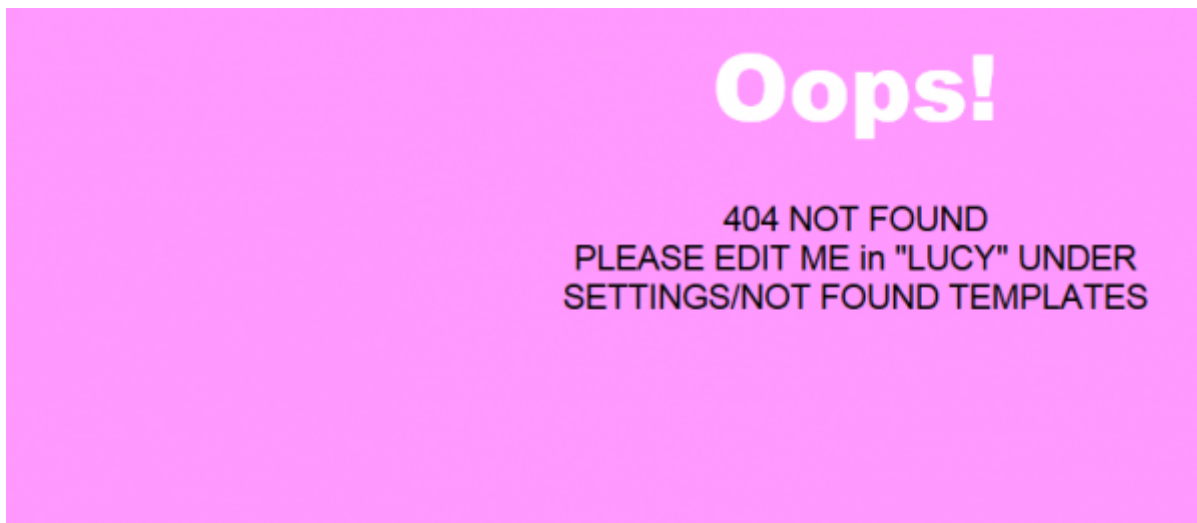
The screenshot shows the Lucy Login interface. At the top, there is a dark header with 'Lucy' and 'Login' links. Below this, on the left, is a large box with the text 'YOUR LOGO' and a green arrow pointing to the word 'Here'. On the right, there is a 'Login' section with input fields for 'E-mail' and 'Password', and a blue 'Login' button. At the bottom left, there is a box with the text 'YOUR COMPANY'.

- **Custom software name:** the current home directory and software name can be freely adapted within the advanced settings under "software name"

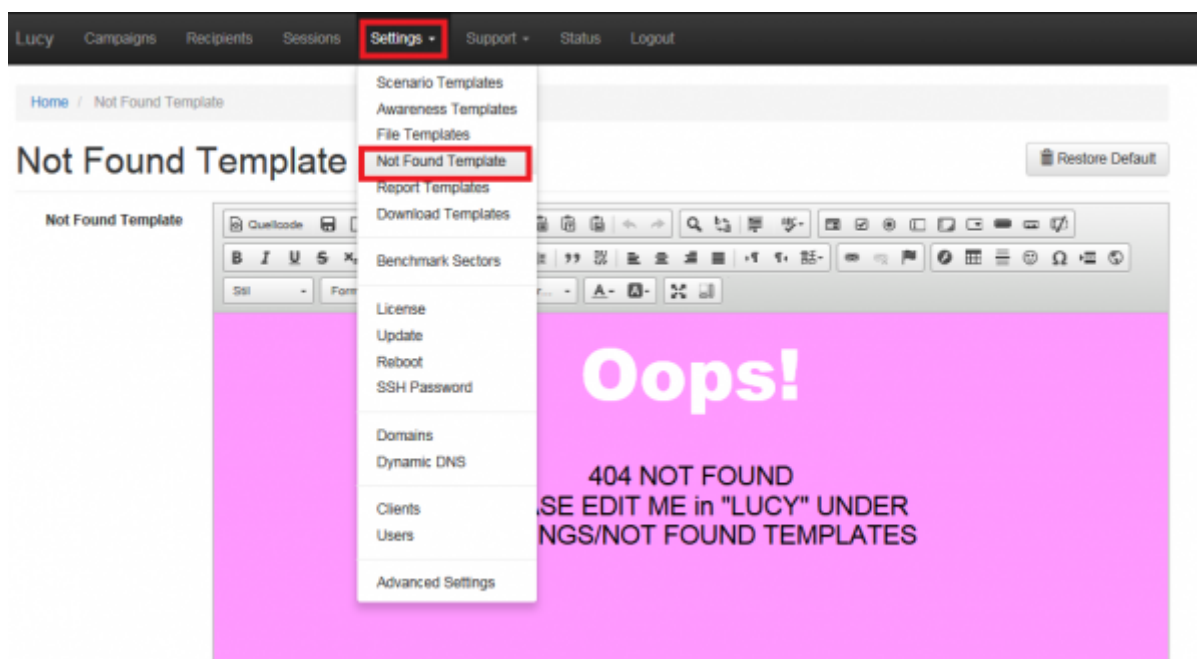


The screenshot shows the Lucy Advanced Settings page. At the top, there is a dark header with 'MyAdminURL' and other links: 'Campaigns', 'Recipients', 'Sessions', 'Settings', 'Support', 'Status', and 'Logout'. Below this, there is a breadcrumb trail 'Home / Advanced Settings'. A red message box states: 'File-based attacks are unavailable for your instance, because Lucy doesn't have any downloaded file templates.' The main heading is 'Advanced Settings'. Below this, there is a 'Software Name' label and a text input field containing 'MyAdminURL'.

- **Custom error pages:** When doing a phishing simulation users will receive a random link send within a campaign that might look like this: <https://phishing.does-it.net/a5b3/>. If a user will enter just the domain name in the browser to see what is running behind that link (e.g. <https://phishing.does-it.net/>) he will get a 404 error. By default this error looks like below:



If you don't want LUCY to expose itself, you can define a global custom error message in the settings. This error message will appear as a customized 404 (not found page). You could of course also create some custom "homepage" that appears instead of an error.



When you save a new domain in LUCY you have the ability to define a custom 404 or homepage for that specific domain. Please click on "Not found template" within the domain setting:

Your Company Name

Campaigns

Recipients

Sessions

Settings

Support

Status

Account

Logout

Home / Domains

security-verification.xyz

security-verification.xyz

Edit

Not Found Template

Domain

security-verification.xyz

IP

xx.xx.xx.xx

Domain Registrant Data

Organization

test

First Name

test

Last Name

test

Address

test

You will be able to set your custom 404 for this domain which will overwrite the global 404 setting. If you want to embed an image you can do this with a img tag that points to the external image on a 3rd party server (e.g. <img src=<http://www.yourserver.com/img.jpg>>). If you create a campaign using an IP address instead of a domain then the 404 page will not be displayed if the user enters the URL to the document root directory (e.g. <http://91.228.11.25/>).

- **Custom Client Login:** The idea of using custom brands is the ability to create [view only accounts](#) for your clients (so they can monitor their individual campaigns in a live view)

From:
<https://wiki.lucysecurity.com/> - LUCY

Permanent link:
https://wiki.lucysecurity.com/doku.php?id=white_label_lucy_-_custom_branding&rev=1488648838

Last update: 2019/07/25 12:51

